

David Burle SM Charlotte - B'day

- ✓ ① Bank transfer - girls' payroll
- ✓ ② John Marion
- ✓ ③ call sheets → any advance calls?
- ④ State calls
- ⑤ Denny → 9/11 grps for PS to contact.
- ⑥ Tony → McCain ~~fringed~~ break
→ McCain + Romney payrolling.
- ⑦ Pat Oxford

False contact w/ #s

- Totality of issues
- present in aggregate probs. that die insurm?
 - business - past wife (Donna)
 - Kerik
 - Judith
 - [redacted]
 - social issues
- Has anyone reviewed w/RWG
- Have we done opposition research on ourselves?

9/11 - mtg w/ Denny


- all will come out - in worst light - loom against us on this stuff
- does any of it cause RWG to lose his lustre? confidence? donors to ~~stumble~~ drop off? Drop out of race
- are there any other BIG items of worry?

SCHEDULE
- an issue
- not mtg time

- Ray
- 2m in FOLG needs to be transferred
- 200m → Rudy to ppl
- Rudy involved in finance budget after ...
- game plan to respond to all of above, → la Paul Singer's note.
- donors need bullets / talking PR


③ covered about ...

**Tom Hicks
Texas State Chair**



Vice Chair = \$5,000,000+
Team Captain = \$1,000,000+

TEAM CAPTAIN MODEL



RWG 2008
 California Finance Plan
 2007 Preliminary Budget Outline

	Jan	Feb	Mar	April	May	Jun	Jul	Aug	Sept	Oct	Nov	Dec	2007 Total
Finance Leadership/Staffing													
State Chairman Expenses	2,000	2,000	2,000	2,000	2,000	2,000	2,000	2,000	2,000	2,000	2,000	2,000	24,000
Co-Executive Director Salary	15,000	15,000	15,000	15,000	15,000	15,000	15,000	15,000	15,000	15,000	15,000	15,000	180,000
Bonus (1% of total funds raised)			35,000			35,000			35,000			35,000	140,000
Expenses	2,000	2,000	2,000	2,000	2,000	2,000	2,000	2,000	2,000	2,000	2,000	2,000	24,000
Co-Executive Director Salary	15,000	15,000	15,000	15,000	15,000	15,000	15,000	15,000	15,000	15,000	15,000	15,000	180,000
Bonus (1% of total funds raised)			35,000			35,000			35,000			35,000	140,000
Expenses	2,000	2,000	2,000	2,000	2,000	2,000	2,000	2,000	2,000	2,000	2,000	2,000	24,000
Finance Assistant 1 Salary	4,000	4,000	4,000	4,000	4,000	4,000	4,000	4,000	4,000	4,000	4,000	4,000	48,000
Expenses	250	250	250	250	250	250	250	250	250	250	250	250	3,000
Finance Assistant 2 Salary	4,000	4,000	4,000	4,000	4,000	4,000	4,000	4,000	4,000	4,000	4,000	4,000	48,000
Expenses	250	250	250	250	250	250	250	250	250	250	250	250	3,000
Finance Assistant 3 Salary	4,000	4,000	4,000	4,000	4,000	4,000	4,000	4,000	4,000	4,000	4,000	4,000	48,000
Expenses	250	250	250	250	250	250	250	250	250	250	250	250	3,000
Professional Fundraising													
Total FR Goal	14,000,000												
Los Angeles Fundraiser Area FR Goal	4,500,000												
Salary (10% of funds raised)	37,500	37,500	37,500	37,500	37,500	37,500	37,500	37,500	37,500	37,500	37,500	37,500	450,000
Expenses	2,000	2,000	2,000	2,000	2,000	2,000	2,000	2,000	2,000	2,000	2,000	2,000	24,000
Orange County Fundraiser Area FR Goal	2,250,000												
Salary (10% of funds raised)	18,750	18,750	18,750	18,750	18,750	18,750	18,750	18,750	18,750	18,750	18,750	18,750	225,000
Expenses	2,000	2,000	2,000	2,000	2,000	2,000	2,000	2,000	2,000	2,000	2,000	2,000	24,000

	Jan	Feb	Mar	April	May	Jun	Jul	Aug	Sept	Oct	Nov	Dec	2007 Total
San Francisco Fundraiser													
Area FR Goal	1,750,000												
Salary (10% of funds raised)	14,583	14,583	14,583	14,583	14,583	14,583	14,583	14,583	14,583	14,583	14,583	14,583	175,000
Expenses	2,000	2,000	2,000	2,000	2,000	2,000	2,000	2,000	2,000	2,000	2,000	2,000	24,000
Sacramento/Central CA Fundraiser													
Area FR Goal	2,500,000												
Salary (10% of funds raised)	20,833	20,833	20,833	20,833	20,833	20,833	20,833	20,833	20,833	20,833	20,833	20,833	250,000
Expenses	2,000	2,000	2,000	2,000	2,000	2,000	2,000	2,000	2,000	2,000	2,000	2,000	24,000
San Diego Fundraiser													
Area FR Goal	1,750,000												
Salary (10% of funds raised)	14,583	14,583	14,583	14,583	14,583	14,583	14,583	14,583	14,583	14,583	14,583	14,583	175,000
Expenses	2,000	2,000	2,000	2,000	2,000	2,000	2,000	2,000	2,000	2,000	2,000	2,000	24,000
Inland Empire Fundraiser													
Area FR Goal	1,250,000												
Salary (10% of funds raised)	10,417	10,417	10,417	10,417	10,417	10,417	10,417	10,417	10,417	10,417	10,417	10,417	125,000
Expenses	2,000	2,000	2,000	2,000	2,000	2,000	2,000	2,000	2,000	2,000	2,000	2,000	24,000
Office Overhead													
Northern California Office	3,000	3,000	3,000	3,000	3,000	3,000	3,000	3,000	3,000	3,000	3,000	3,000	36,000
Southern California Office	3,000	3,000	3,000	3,000	3,000	3,000	3,000	3,000	3,000	3,000	3,000	3,000	36,000
Office Supplies	1,500	1,500	1,500	1,500	1,500	1,500	1,500	1,500	1,500	1,500	1,500	1,500	18,000
Office Equipment	15,000	-	-	-	-	-	-	-	-	-	-	-	15,000
Totals	199,917	184,917	254,917	184,917	184,917	254,917	184,917	184,917	254,917	184,917	184,917	254,917	2,514,000

Total Projected Funds Raised	14,000,000
Budget Total as % of Funds Raised	17.96%

Table of Contents

1	SCHEDULE
2	PRIORITY CALLS
3	EXECUTIVE COMMITTEE MEETING
4	FINANCE PLAN
5	BUDGET
6	ROUNDTABLES TO DATE
7	BUSH-CHENEY 04 EVENTS ; CANDIDATE COMPARISON
8	DIRECT MAIL
9	^{TOP} ALL TIME DONOR PROFILES
10	

Roman, Richard

From: gregzam@cdw.com
Sent: Thursday, October 26, 2006 11:24 AM
To: Roman, Richard
Subject: CDW Order Confirmation

10/26/2006 10:24:09 AM
Dear Richard Roman:

Thank you for choosing CDW. We have received your online order.

Order Number: N723502
Customer Number: 9832282
Purchaser: Richard Roman
Deliver To: Richard Roman

Qty	Product	CDW Part#	Unit Price	Ext. Price
1	Microsoft Office 2003 Standard	539386	\$357.94	\$357.94

				Sub-Total
\$357.94				
				Shipping
\$7.99				
				Sales Tax
\$30.65				
				Grand Total
\$396.58				

If you have any questions or changes to this order, please call a CDW account manager at 800.838.4239, e-mail us at cdwsales@web.cdw.com or simply reply to this message.

Just double-checking...

Occasionally a CDW account manager will call to confirm or clarify orders placed online. Your contact information is listed as follows:

Richard Roman
9178807436

PERSONAL SERVICE ONLINE

Get the account information you need, when you need it.
Check order status and more with your CDW@work extranet.
Learn more: <http://www.cdw.com/personalservice>

KEEP IN TOUCH

Stay on top of our very best offers with a subscription to CDW E-Mail Update, our weekly e-mail newsletter.
Sign up at: <http://www.cdw.com/email>

CDW Corporation
The Right Technology. Right Away. (tm)

Corporate Headquarters:

Jan

Monday, October 30th

- Driver's Lic
- Passport
- DOB

7 AM Departure

- Las Vegas, NV

Gibbons for Governor

- Roy / AD

Program:

11:00AM - 12:00PM

12:30PM - 2:00PM

The Mansion

Rally

Luncheon Fundraiser

2³⁰ pm mtg.
 ✓ Rivo + postevent.
 Wynn
 ✓ Adelson

- Phoenix, AZ

Senator Jon Kyl

Program:

6:00PM - 8:00PM

Arizona Biltmore

Press Avail
Fundraiser

★ Click
 • Moreno
 • Randi Kendrick

Overnight in Cincinnati

Raul →

Raul

~~Phoenix~~ Vegas to Phoenix only

fm - mel Semble

fm - Rivo

✓ melba - meakind@yahoo.com
 415-221-9438, melba

✓ Fromeroad alliance-consultants.com

202-974-1365

703-919-4444

✓ Bill - Simon & wes and sons.com

310-996-8714, Denni

Wed 15x
2:30 pm

Tuesday, October 31st

- Cincinnati, OH

DeWine for Senate

Program:

10:30AM - 11:00AM
11:00AM - 12:00PM

1136

- Dayton, OH

GET MOTIVATED!

Program:

3:00-6:00PM

- Green Bay, WI

Mark Green for Governor

7:30 - 9:00PM

Roy

10am

Press Avail
Fundraiser

★ Dick Farmer
fly w/ us to Dayton

★ Tammi Longaberger

(AD - Return to MI for Halloween?)

WSB Speech

★ a few in Green Room

Rally

?

★ Klausner

Overnight in NYC

Wednesday, November 1st

HOLD per RWG

Thursday, November 2nd

- Kansas City, MO

Senator Jim Talent

Program:
10:30AM – 11:30AM
11:30AM – 12:00PM
12:00PM – 1:30PM

Roy



Rally, HQ
Press Avail
Fundraiser

- Sam Fox
- MO → Pat Ryan

- Greenville, SC

Governor Mark Sanford

Program:
4:30PM-5:30PM Rally

Roy drop

- Barry Wynn

- Lexington, SC

Governor Mark Sanford

Program:
6:30PM-7:30PM Rally

- Columbia, SC

SC GOP

Program:
8:00PM-8:30PM SC GOP HQ Visit

*****Overnight in NH*****

Friday, November 3rd

- Manchester, NH

Victory NH

Program:

7:30AM – 8:30AM

Breakfast / Town Hall

State Senate Candidates

Program:

8:45AM – 9:30AM

Rally

- Nashua, NH

State Senate Candidates

Program:

10:15AM – 10:45AM

Rally

- Portsmouth, NH

State Senate Candidates

Program:

12:00PM – 12:30PM

Rally

1:00PM – 2:00PM

Luncheon

- Laconia, NH

State Senate Candidates

Program:

3:30PM – 4:15PM

Rally

- Wilkes Barre, PA / Philly

Senator Rick Santorum

Program:

7:00PM – 8:00PM

Rally

8:00PM – 9:00PM

Fundraiser

*** Overnight in Michigan***

*No
overnight*

Bus Tour:

- 1-2 folks
Shadowing

?

↓

emailed 10/22
~~★ ★ David Girard di-Carlo~~

Saturday, November 4th

- Detroit, MI

Dick DeVos for Governor

Program:

TBD

AM Radio Call-in

emailed 10/22
✓ Candice Miller
+1

- Monroe, MI

Program:

9:30AM – 11:00AM

Rally

- Wayne, MI

Program:

12:00PM – 1:45PM

Rally

- Oakland, MI

Program:

2:15 – 3:45PM

Rally

- Shelby Township, MI

Program:

4:30 – 6:00PM

Rally

- Sarasota, FL

Vern Buchanan for Congress

8:30PM – 9:15PM

Rally

9:30PM – 11:00PM

VIP Cigars

****Overnight in FL****

Buchanan

AD

Sunday, November 5th

- Florida

Charlie Crist for Governor

~~9AM-3PM~~ 10-2pm

- Baltimore, MD

Governor Ehrlich

5:30PM - 9:30PM

Sarasota email ✓. Zach Z.

10/22 ✓ Harry Sargeant

• mel S.

emailed • Muschler

10/22

Brunch

Note • Beckham@sembler.com

727-384-6000 • Dick Hug.

Overnight in Minnesota

St. Petersburg
45 min.

Monday, November 6th

- St. Paul, MN

Governor Pawlenty

8:00AM – 10:00AM

- Davenport, IA

Iowa State GOP

Program:

12:30PM – 2:00PM

Luncheon

Mike Whalen for Congress

Program:

2:15PM- 3:15PM

Rally

- Des Moines, IA

Nussle for Governor

Program:

7:30PM – 9:00PM

GOTV Rally

▪ Pat Ryan's guy

• Marv Pomerantz

*****Overnight in NYC*****

Nov. 7th

Kean (NJ)

• Larry Bathgate

Monday, October 30th

- Las Vegas, NV:
 - Travel w/ RWG: GIBBONS
 - Advance: RWG, AVC, CH, JW, AD, JH+1
- The Mansion @ the MGM* No Advance Roy

11-2 Gibbons
30 min. Tape Commercial
2/2³⁰ Ruvo, Adelson

Monday, October 30th

- Phoenix, AZ:
 - Travel w/ RWG: KYL
 - Advance: RWG, AVC, CH, JW, AD, JH+1
- Any Phoenix Biltmore* No Advance Roy

6-8 Kyl
30-40 VIP Rndtbl
* Click ride back
from airport
A.M.
Dick Farmer, David Brenner
Carl Lindner

Tuesday, October 31st

- Cincinnati, OH:
 - Travel w/ RWG: DeWINE
 - Advance: RWG, AVC, CH, JW, AD, JH+1
- No Advance ^{10³⁰ am} ~~11³⁰~~ Roy

Tuesday, October 31st

- Dayton, OH:
 - Travel w/ RWG: GET MOTIVATED
 - Advance: RWG, AVC, CH, JW, AD, JH+1
- No Advance Roy?

Wednesday, November 1st

- NO TRAVEL SCHEDULED
- Rep Pete Hoekstra in NYC

Thursday, November 2nd

- Kansas City, MO:
 - Travel w/ RWG: TALENT
 - Advance: RWG, AVC, CH, JW, JH+1
- Kansas City Marriott* No Advance Roy

Depart 8 AM
~~11³⁰ pm~~ 12 pm front end
pull aside w/ Sam

Thursday, November 2nd

- Greenville/Columbia, SC:
 - Travel w/ RWG: SANFORD
 - Advance: RWG, AVC, CH, JW, JH+1
- Fipp Avlon

NO

Friday, November 3rd

- New Hampshire:
 - Travel w/ RWG: VICTORY NH / NH SENATE
 - Advance: RWG, AVC, CH, JH+1
- Jake Menges

NO

Friday, November 3rd

- Wilkes-Barre, PA:
 - Travel w/ RWG: SANTORUM
 - Advance: RWG, AVC, CH, JH+1
- Matt Mahoney

NO

Saturday, November 4th

- Detroit, MI:
 - Travel w/ RWG:
 - Advance:

DeVOS
RWG, AVC, CH, JH+1
Jay Weinkam / Tim Brown

AD

Saturday, November 4th

- Sarasota, FL:
 - Travel w/ RWG:
 - Advance:

BUCHANAN
RWG, AVC, CH, JW, JH+1
No Advance

Sunday, November 5th

- Florida:
 - Travel w/ RWG:
 - Advance:

CRIST
RWG, AVC, CH, JW, JH+1
Fipp Avlon

Sunday, November 5th

- Maryland:
 - Travel w/ RWG:
 - Advance:

EHRlich
RWG, AVC, CH, JW, JH+1
Brian Giglio / Colin Probert

Monday, November 6th

- St. Paul, MN:
 - Travel w/ RWG:
 - Advance:

PAWLENTY
RWG, AVC, CH, JH+1
No Advance

Monday, November 6th

- Iowa:
 - Travel w/ RWG:
 - Advance:

WHALEN / NUSSLE
RWG, AVC, CH, JH+1
Matt Mahoney / Jake Menges / Tim Brown

Monday, November 6th

- NYC:
 - Travel w/ RWG:

Travel back to NYC after Iowa events
RWG, AVC, CH, MM, JM, JH+1, TB

FL to MD

Roy

October 2006


October 2006							November 2006						
S	M	T	W	T	F	S	S	M	T	W	T	F	S
1	2	3	4	5	6	7	5	6	7	8	9	10	11
8	9	10	11	12	13	14	12	13	14	15	16	17	18
15	16	17	18	19	20	21	19	20	21	22	23	24	25
22	23	24	25	26	27	28	26	27	28	29	30		
29	30	31											

Monday	Tuesday	Wednesday	Thursday	Friday	Sat/Sun
					October 1
2	3	4	5	6	7
T - Dallas/ New Orleans 1:35pm Southwest Airlines Flight# 983	6:30am Conference Call 630am Eastern 7:00am Continental Airlines	9:30am Mike Lewis - Coffee (Small Conference r) 12:00pm Lunch Crystal Capital	Chicago -traveling 8:10am AA Flight 309 deaprts 810am Arrive O'Hare	Tina's AA Flight #1250 depart DF 9:00am Delta flight # 1687 depart LGA at 9am - Arriving ATL at 1141am Delta flight # 1687 depart	
4:00pm Joe Canizaro - CEO Columbus porperity -	12:30pm Lunch -w/ Lightyear 3:30pm Annie	3:00pm Terry Kelly - GoldJets 4:00pm Tony C.	9:00am Executive Car Service 10:00am David Bolger (200 11:00am Pat Ryan & Annie		
6:00pm Sonesta Hotels Royal	6:30pm Drinks- TERRY	6:00pm Dinner - Lovell			
9	10	11	12	13	14
10:00am Tina's - AA flight #1657 departing DFW at 1020am -	11:00am Annie 12:30pm Lunch David Albalah from Bracewell 212.5	Mayor is traveling in Connecticut 10:30am Bill Simon meeting 12:30pm Lunch w/ Romo	9:30am Jeff Richards 1474 Brenda Williams -as 10:00am Geoff Daras Sr.	Mayor in Rhode Island. We are 1:55pm AA Flight #745, departing LGA 155pm - Arrive DFW 435pm Seat 5F	
11:15am Delta flight # 921 departing ATL 1045am - Arriving	3:00pm Annie, Melissa & Jim Rowley Reipublican 7:00pm Dinner @ Town w/	3:00pm CARL & GAIL ICAHN w/ Annie & Tony (Ica 7:00pm Dinner w/ Pat Oxford	2:00pm T-Admiral Natter 2:30pm Annie & Margaret 4:00pm Call - Alan Burger -		Call Lawyer Reed Prospair to sche
16	17	18	19	20	21
3:00pm Jim Donofrio 646.587.5637 (stopping by 15mins)	7:00am Remember to David M. Stockwell 971.4.	6:30am Qatar Call (Call in: Scott Rodman)	Half day flying to San Antonio for Bracewell event 10:30am Robin Lineberger -	2:35pm Southwest Airlines Flight# 168 Depart SA 2:35pm Arrive Dallas Love Field TX, 03:30pm	
4:00pm Finance meeting - Annie & Maraget	7:30am Call to remind him about call Robert 3:00pm Annie & Margaret 7:00pm Dinner Greg Sewart	10:30am Terry Kassel former 11:20am Mort Zuckerman (599 12:30pm Reschedule - Lunch More Items...	11:00am Annie 12:00pm Car pick up #7428 2:10pm Continental Airlines 6:30pm Dinner -Hill Country		
23	24	25	26	27	28
Roy in Dallas RWG in Tennessee. Roy wanted	Roy arrives from Dallas 1:15pm James Lee 3:00pm Ken Lagoon	12:30pm Lunch - Jack Schecker 201.248.3683	1:00pm Joe Rose Assistant Lisa 212.409.9419 (Center Club 7 w43 btwn 5th & 6th)		RWG in Pennsylvania. Annie may
9:00am Boone Pickens 11:00am Steve Orsini -SMU 11:15am Matt Doherty SMU More Items...					
30	31				
Las Vegas, Nevada and Phoenix,	Call Ratan TaTa Assistant Dilnav Cincinnati, OH. Meet w/ Carl Lind				

November 2006

November 2006							December 2006						
S	M	T	W	T	F	S	S	M	T	W	T	F	S
			1	2	3	4					1	2	
5	6	7	8	9	10	11	3	4	5	6	7	8	9
12	13	14	15	16	17	18	10	11	12	13	14	15	16
19	20	21	22	23	24	25	17	18	19	20	21	22	23
26	27	28	29	30			24	25	26	27	28	29	30
							31						

Monday	Tuesday	Wednesday	Thursday	Friday	Sat/Sun
		November 1	2	3	4
		9:00am Andrew Rose w/ HM Capital -coffee (214.740.7304)	St. Louis & South Carolina meeting	NH RWG & Annie	MI RWG & Annie
		10:00am Kempton Presley 212.592.6233 Church			
		12:30pm Marvin Shaken (387 Park Ave South @ 2			FL - RWG & Annie (Harry Sergea
6	7	8	9	10	11
IA RWG & Annie Meeting w/ Ma				9:00am In Dallas The Frank Crowley Building Court #3 with Britney	
					12
13	14	15	16	17	18
					19
20	21	22	23	24	25
CALL Emad A. Al-Saleh +965 786					26
27	28	29	30		
	Leave for Doha & Dubai				
		11:00am Soud Ba'aalawy Assistant Giselle	3:00pm James Hogan w/ Etihad Airways Asst. (9712) 505 8388 (Etihad Airways Offices, New Airport Road, Abu Dhabi)		




December 2006

December 2006						
S	M	T	W	T	F	S
					1	2
3	4	5	6	7	8	9
10	11	12	13	14	15	16
17	18	19	20	21	22	23
24	25	26	27	28	29	30
31						

January 2007						
S	M	T	W	T	F	S
	1	2	3	4	5	6
7	8	9	10	11	12	13
14	15	16	17	18	19	20
21	22	23	24	25	26	27
28	29	30	31			

Monday	Tuesday	Wednesday	Thursday	Friday	Sat/Sun
				December 1	2
				Leave for Doha & Dubai	
					3
					Leave for Doha & Dubai
					New Hampshire. Annie will set up
4	5	6	7	8	9
Leave for Doha & Dubai RWG Michigan travel	RWG Florida travel. RWG to me	Nancy Brinker visiting w/ RWG RWG in Iowa.	RWG in NYC and NJ. Election day		
					10
11	12	13	14	15	16
			2:45pm Steve Forbes (60 Fifth Ave w/ 12w St. Jackie Demaria 212.620.2488)		
					17
18	19	20	21	22	23
				Lorraine working 1/2 day 12/21 on vacation - back on 12/28	
					24
					Lorraine working 1/2 day 12/21 on
25	26	27	28	29	30
Lorraine working 1/2 day 12/21 on vacation - back on 12/28					
					31



Rudy

October 2006


October 2006

November 2006

S	M	T	W	T	F	S
1	2	3	4	5	6	7
8	9	10	11	12	13	14
15	16	17	18	19	20	21
22	23	24	25	26	27	28
29	30	31				

S	M	T	W	T	F	S
			1	2	3	4
5	6	7	8	9	10	11
12	13	14	15	16	17	18
19	20	21	22	23	24	25
26	27	28	29	30		

Monday	Tuesday	Wednesday	Thursday	Friday	Sat/Sun
					October 1 HOLD for Golf 1:00pm 1:30pm Last home Yankee game vs Toronto
2 YOM KIPPUR 9:30am 10:00am BG Video Conference 10:15am 10:45am Command Briefing 11:15am 11:45am HOLD Garb Brooks taping 12:00pm 12:30pm Fran Townsend 1:00pm 6:00pm HOLD FOR GOLF 7:30pm 8:00pm FYI Yom Kippur Dinner at Ron Perelman's	3 9:00am 10:30am Command Meeting 11:00am 12:00pm Sackler meeting 12:30pm 5:30pm HOLD Golf 7:30pm 10:30pm Division Series Begin Yankees Home	4 8:00am 8:30am 9:45am 11:30am Wheels Up 12:00pm 2:00pm Brouhard Luncheon & Rally 3:30pm 4:30pm Auburn Michigan Get Motivated 6:30pm 7:30pm Michigan GOP 8:00pm 8:30pm FYI Yankees vs Tigers 8:15pm Wheels Up Michigan and Wheels Down Chi 1-1	5 POLITICAL REQUEST - OHIO GOP time 7:00am 10:30am Chicago International Sanitary Supply Association 7am bkfst 8:45am remarks 9:45am photos 10:30am 11:15am SEATON Mig - BH 12:00pm 2:00pm Chicago McSweeney lunch 4:30pm 5:30pm Les Wexner Meeting 6:30pm 8:00pm Columbus, Ohio GOP 8:15pm Wheels Up Ohio 9:30pm 10:00pm Wheels Down Teterboro	6 Out: Mancini Weekend with CDG 10:00am 4:00pm HOLD Golf Auction Mckeague 4:00pm 4:30pm Kean FR in Hudson County 6:00pm 6:30pm Political Cocktails NJ GOP at GH 8:00pm 8:30pm FYI Away Game - Yankees vs Tigers	7 Out: Mancini Weekend with CDG HOLD FOR GOLF 7:30pm 11:00pm TEN Game 5 Home Yankees vs Tigers
9 Out: Mancini Columbus Day Observed 11:30am 12:00pm Salsogall Interview about Yankees 12:00pm 1:00pm Portland Lunch for Ron Saxton 3:00pm 4:30pm Portland, Oregon - Get Motivated 6pm 9:00pm Political - Seattle, Mike McGavick for US Senate 9:00pm 9:30pm fly to Charlottesville	10 League Series Begins 10:00am 2:00pm Charlottesville, VA Brownlee Purdue Meeting 5:00pm 7:00pm NYC - FASO FR 7:00pm 7:30pm FYI Ehrlich FR at JP Morgan Chase 7:30pm 11:00pm OPERA	11 12:00pm 2:00pm Meeting 3:30pm 4:00pm Depart for Groton	12 New England Swing in Development 11:30am 1:30pm Concord, NH - State Legislators Lunch & Rally 2:30pm 5:30pm Brentwood Rep Job Bradley Dinner and Elm Office Tour 6:30pm 7:00pm Amherst Rep Bass FR 7:30pm 9:00pm Manchester Sununu 9:30pm 10:00pm Fly to Providence and overnight	13 10:00am 11:00am Meeting with carceri 12:00pm 3:00pm Providence, RI - Lunch & Town Hall w/ Carceri 4:45pm 5:15pm (T) Purdue Visit 6:00pm 7:30pm Stamford, CT - Governor Rell	14 HOLD POLAND Out: KA 3:30pm 4:20pm Saratoga to JFK - 50 minutes 4:45pm Terminal 7, JFK 6:20pm Wheels Up JFK BA
16 HOLD POLAND Out: KA 10:00am 8:30pm Warsaw, Poland - Institute for International Research 10am remarks 12 books 1 lunch 2 press 6 dinner	17 Out: KA 9:00am 10:00am PM of Poland 12:00pm 12:30pm Wheels Up Warsaw BA 847 12:45pm 12:35pm Wheels Up Warsaw 1:40pm Wheels Down Heathrow 3:25pm 6:00pm Wheels Up Heathrow BA 113 arriving JFK 6pm	18 Out: KA 11:00am 11:30am (T) Taping for Fountain House 11:30am 12:00pm (T) Command Meeting 12:30pm 3:00pm HOLD Lunch at Grand Havana 6:50pm 9:55pm Newark CO 460	19 BG Partners meeting in San Antonio 3:00pm 4:00pm US Air Shuttle to DC 6:00pm 9:00pm PURDUE MEETING in DC 9:00pm 10:30pm Dinner Reservations	20 9:00am 10:00am US Air shuttle to LaGuardia 12:00pm 4:45pm CO 661 San Antonio to Newark	21 World Series Game One Out: KA 6:20am Wheels Down 7:50am Wheels Up Heathrow 11:10am Wheels Down Warsaw More Items...
23 6:45am 9:30am Nashville, TN Healthways TownHall 7-9:40am 10:15am 11:55am Nashville to Chattanooga 12:00pm 1:30pm Ten Corker Events, Chattanooga 2:00pm 3:40pm Chattanooga to Teterboro 7:00pm 7:30pm Must be at JFK 9:10pm Wheels Up Frankfurt Lufthansa 405	24 Frankfurt - HSM - World Series Game Three 10:45am Land Frankfurt 7:15pm 8:15pm Frankfurt - HSM Dinner brief remarks	25 World Series Game Four 12:00pm Frankfurt - HSM - 12:15 Reception; 12:45pm Lunch 2:45pm 4:0pm - 5:30pm REMARKS 6:45pm 8:15pm SHARP Fly to Milan	26 World Series Game Five 11:00am 11:30am Meeting with Mayor of Milan 12:30pm 6:00pm Milan - HSM 12:45pm Reception; 1:15 Lunch/BRM, 4:30pm - 6 REMARKS 8:30pm 10:30pm Milan HSM Dinner brief remarks	27 Weekend with Children 10:30am 1:00pm Wheels Up Milan to Newark arriving 1:00pm 12:30pm 1:00pm FYI NYC BG Partners lunch	28 (TEN) World Series Game Six Weekend with Children (TEN) World Series Game Seven Daylight Savings Time Ends
30 HOLD POLITICAL TRAVEL 9:30am 10:00am BG Video Conference 12:00pm 1:00pm Las Vegas - Lunch w/ Gibbons 6:00pm 7:30pm AZ - Dinner w/ Kyt	31 11:00am 2:00pm Cincinnati time tbd - DeWine & Rep Pryce 3:00pm 6:30pm Dayton, Ohio Get Motivated time tbd 7:00pm 8:30pm HOLD: Missouri Dinner w/ Talent				



December 2006

December 2006

January 2007

S	M	T	W	T	F	S
					1	2
3	4	5	6	7	8	9
10	11	12	13	14	15	16
17	18	19	20	21	22	23
24	25	26	27	28	29	30
						31

S	M	T	W	T	F	S
1	2	3	4	5	6	
7	8	9	10	11	12	13
14	15	16	17	18	19	20
21	22	23	24	25	26	27
28	29	30	31			

Monday	Tuesday	Wednesday	Thursday	Friday	Sat/Sun
				10:00am 10:30am FYI Full Reagan Board Meeting - Hotel Bel Air 11:00am 1:30pm - NYC JP Morgan Insurance CEO Conf 11:30 Recop 12 lunch 12:30 remarks 30/30 11:00pm Wheels Up Doha emirates 202	Doha - Asian Games 8:40pm Wheels down Dubai 10:15pm L Wheels up Dubai to Doha E 845 Wheel down 10:15pm L Doha
					Doha - Asian Games
3:45am Wheels Up Doha to Dubai 5:45am Wheels Down Dubai 8:30am 9:00am Wheels Up Dubai 2:00pm 2:30pm JFK Wheels Down 5:15pm 7:50pm (T) Hold Wheels Up JFK for Vegas 7:50pm 8:00pm 8:30pm Las Vegas Republicans	12:00pm 2:00pm Las Vegas - Jewish Republicans	9:00am 9:30am Staff 11:45am 1:00pm NYC - Cambridge Strategic Management Group (CSMG) 1:00pm 2:00pm FYI BG Trial Partners Lunch 3:00pm 3:30pm Amb Nancy Brinker 6:00pm 11:00pm Cardio Vascular Research dinner at Cipriani	7:50am HOLD Newark to Houston arriving 11:02am 9:25am HOLD EWR to DFW 12:35pm 12:30pm 2:00pm HOLD Houston - ACCA 3:00pm 3:30pm HOLD Houston meeting	8:30am 9:35am Houston to Dallas AA 1362 11:00am 2:00pm Dallas - MDAnderson Event - luncheon event 4:50pm 9:15pm AA 878	Doha - Asian Games Weekend with Children 10:30am 12:30pm WSB REQUEST - LAS VEGAS Pharmaceutical Launch meeting
				Dallas Rndtbl a Tom Hicks	Weekend with Children JAPAN
	JAPAN			9:00am 9:30am Staff 5:00pm 9:00pm HOLD Bailey seed event	9:00pm FYI Bobbi Waldman Dinner ISG Birthday
9:30am 10:00am BG Video Conference 5:00pm 10:00pm Personal Events	9:00am 9:30am Staff 5:00pm 10:00pm Personal Events MTS	9:00am 9:30am Staff 5:00pm 10:00pm Personal Events seed events	9:00am 9:30am Staff 5:00pm 9:00pm HOLD Bailey MTS	9:00pm FYI Bobbi Waldman Dinner MTS	ISG Birthday
					Holiday Weekend with Children
					Holiday Weekend with Children 11:30pm 12:00am Midnight Mass
CHRISTMAS DAY 12:00am 12:30am Midnight Mass		9:00am 9:30am Staff	9:00am 9:30am Staff	9:00am 9:30am Staff 12:30pm 1:00pm FYI NYC BG Partners lunch	Holiday Weekend with Children 9:00pm 11:59pm GP New Years Eve Party

Trip Security Memorandum 10/24

Trip: Missouri
Talent
South Carolina
Sanford
New Hampshire
NH First & GOP
Pennsylvania
Santorum
Michigan
DeVos
Florida
Crist
Maryland
Erlich
Minnesota
Palwenty
Iowa
Hannity

Date: Thursday, November 2 – Monday, November 6, 2006

RWG Staff: RWG, AVC,
Mahoney – Iowa, Pennsylvania
Menges – NH, Iowa
Brown – Michigan, Florida
Weinkam – Missouri, South Carolina, Michigan, Florida, Maryland
Aylon – South Carolina, Florida
Giglio & Probert – Maryland

Staff Cells: Anthony Carbonetti Jake Menges
Cell: 917 704 5858 Cell: 646 709 1054

Chris Henick Anne Dickerson
Cell: 202 302 3140 Cell: 646 709 2345

Matt Mahoney Jay Weinkam
Cell: 646 469 3729 Cell: 917756 3994

Brian Giglio Colin Probert
Cell: 347 886 9727 Cell:

Tim Brown
Cell: 347 267 1985

RWG Security: Cell: 917 681 5398 or 917 681

John Huvane
Cell: 646 294 0249

Event:

Thursday, November 2

8:30am Wheels Up Teterboro
10:30am CST Wheels Down Kansas City, MO

Drive time to Independence, Missouri @20 minutes

11:00am – 11:30am CST
Rally and Local Media Opportunity with US Senator James Talent
Victory Headquarters
13910 East Noland Court
Independence, Missouri

Andy Blunt

10:55am CST – Arrival and Briefing
11:00am CST – Rally for US Senator Jim Talent
11:15am CST - Local Media Opportunity with Senator Talent

Contact: Steve Gordon
 Cell: 202 256 9289
 Office: 202 546 0903

Drive time to Kansas City Marriott Country Club Plaza @20 minutes

12:00pm – 1:00pm CST
Fundraiser for US Senator James Talent
Kansas City Marriott Country Club Plaza
4445 Main Street
Kansas City, Missouri

11:55am CST – Arrival and Briefing
Room TBD
12:00pm – 12:30pm CST – Roundtable Discussion (20 attendees)
Room TBD
12:30pm – 12:50pm CST – VIP Photo Opportunity in Receiving Line
Format (35)

Room TBD
12:50pm – 1:00pm CST – RWG REMARKS

Contact: Steve Gordon
 Cell: 202 256 9289
 Office: 202 546 0903

Drive time to Airport @25 minutes

1:30pm CST Wheels Up Kansas City, MO
4:15pm South Carolina

4:30pm – 5:30pm
Rally for Governor Mark Sanford of South Carolina
Greenville, South Carolina

6:30pm – 7:30pm
Rally for Governor Mark Sanford of South Carolina
Lexington, South Carolina

8:00pm – 8:30pm
Rally for Governor Mark Sanford of South Carolina
South Carolina GOP Headquarters

Drive time to Airport

Thursday, November 2 cont'd

9:15pm Wheels Up South Carolina
11:59pm Wheels Down Manchester

RWG OVERNIGHTS in MANCHESTER

Friday, November 3

7:30am – 8:30am

***New Hampshire First Speech**

Town Hall
Manchester, New Hampshire
Contact:

9:00am – 9:30am

New Hampshire GOP Manchester Rally

City Hall Plaza
Manchester, New Hampshire
Contact:

9:45am – 10:05am – Bus Tour to Nashua

**9:45am – LIVE Radio Call In Interview with Besty Devos Substitute Host
For Michael Patrick Shiels on Michigan Talk Network "Big Show"**

Re: DeVos for Governor

RWG SHOULD CALL 888 900 9966

Contact: Phil Novack, DeVos for Governor
Cell: 517 203 9417

10:30am – 11:00am

New Hampshire GOP State Senate Nashua Rally

City Hall
Nashua, New Hampshire
Contact:

11:15am – 12:30pm Bus Tour to Portsmouth

20 minute Stopover in Exeter, New Hampshire

12:35pm – 1:00pm

New Hampshire GOP State Senate Seacoast Rally

New Castle Commons
Portsmouth, New Hampshire
Contact:

1:15pm – 2:15pm

New Hampshire GOP Fundraiser Hosted by Chairman Wayne Semprini

Semprini Residence
Portsmouth, New Hampshire
Contact:

2:30pm – 3:45pm Bus Tour to Laconia, New Hampshire

20 minute stopover in Wakefield, New Hampshire

Friday, November 3rd cont'd

~~4:05pm - 4:30pm~~

~~New Hampshire GOP Laconia Rally~~

~~GOP Headquarters~~

~~Main Street~~

~~Laconia, New Hampshire~~

~~Contact:~~

~~Drive time to Airport~~

~~5:00pm~~

~~@6:15pm~~

Wheels Up NH

Wheels Down Wilkes Barre

~~7:15pm - 8:00pm~~

~~Rally for US Senator Rick Santorum~~

~~Wilkes Barre Township Volunteer Fire Department~~

~~152 Watson Street~~

~~Wilkes Barre, Pennsylvania~~

~~Contact:~~

~~Drive time from Fire House to Restaurant~~

~~8:15pm - 9:00pm~~

~~Fundraiser for US Senator Rick Santorum~~

~~Isabella Restaurant~~

~~1140 Highway 315 #101~~

~~Wilkes Barre, Pennsylvania~~

~~Contact:~~

~~Drive time to Airport~~

9:30pm

10:45pm

Wheels Up Wilkes Barre

Wheels Down Michigan

RWG OVERNIGHTS in DETROIT, MICHIGAN

Saturday, November 4

Radio Call In Interviews

- 9:30am – 11:00am

First Responder Rally for Dick DeVos, Republican Candidate for Governor
Monroe, County, Michigan
Contact:

- 11:00am – 12:00pm Bus Tour to Wayne County

- 12:00pm – 1:45pm

First Responder Rally for Dick DeVos, Republican Candidate for Governor
Wayne, Michigan
Contact:

- 1:45pm – 2:15pm Bus Tour to Oakland County, Michigan

- 2:15pm – 3:45pm

First Responder Rally for Dick DeVos, Republican Candidate for Governor
Oakland County, Michigan
Contact:

- 3:45pm – 4:15pm Bus Tour to Shelby Township

- 4:30pm – 6:00pm

First Responder Rally for Dick DeVos, Republican Candidate for Governor
Shelby Township, Michigan
Contact:

6:30pm
@9:00pm

Wheels Up Michigan
Wheels Down Sarasota

?? - 8:30pm – 9:15pm

Rally for Vern Buchanan, Republican Candidate for Congress
Sarasota
Contact:

- 9:30pm – 11:00pm

VIP Event with Vern Buchanan, Republican Candidate for Congress
Sarasota, Florida
Contact:

RWG OVERNIGHTS in SARASOTA

Sunday, November 5

Events for Charlie Crist, Republican Candidate for Governor of Florida

Sarasota, Florida

Contact:

Drive time to Airport

3:30pm

Wheels Up Sarasota

5:30pm

Wheels Down BWI Maryland

Drive time to

6:00pm – 9:30pm

Events for Governor Bob Ehrlich of Maryland

Baltimore, Maryland

RWG OVERNIGHTS BALTIMORE

Monday, November 6

Drive time to Airport

7:00am
8:45am CST

Wheels Up BWI Maryland
Wheels Down Minneapolis

9:15am – 10:30am CST

**Event for Governor Tim Pawlenty of Minnesota and Mark Green,
Republican Candidate for US Senate**
St. Paul, Minnesota

@

11:00am CST
12:00pm CST

Wheels Up St. Paul
Wheels Down Davenport, Iowa

Drive time to Event

12:30pm – 2:00pm CST

Luncheon for Iowa State GOP
Dubuque, Iowa
Contact:

Drive time to

2:15pm – 3:15pm CST

Rally for Mike Whalen, Republican Candidate for Congress
Davenport, Iowa
Contact:

Drive time to Airport

3:45pm CST
4:30pm CST

Wheels up Davenport
Wheels Down Des Moines

7:30pm – 9:00pm CST

Get Out the Vote Rally
Des Moines, Iowa
Contact:

Drive time to Airport

9:30pm CST

Wheels Up Des Moines

Tuesday, November 7

1:00am

Wheels Down Teterboro

Contact: Anthony Carbonetti, GP Katy Anson, GP
Office: 212 931 7393 Office: 212 931 7389
Cell: 917 704 5858 Cell: 917 756 5523

RWG Travel: Thursday, November 2
Plane Donated Through Alticor
Contact: Mike Zarelli at Cell

Plane: Tail #:

Pilot: Contact:

F/O:

F/A:

Manifest:
Zack Pac, VP, WP Carey

Depart: Teterboro

Arrive: Kansas City, Missouri

*** Flight time*

Manifest:
Depart: Kansas City, Missouri
Arrive: Greenville, SC

*** Flight time*

Manifest:
Governor Sanford & 2 Staff

Depart: Greenville, SC

Arrive: Columbia, SC

*** Flight time*

Columbia, South Carolina to Manchester, New Hampshire

Plane Donated Through

Contact:

Plane: Tail #:

Pilot: Contact:

F/O:

F/A:

Friday, November 3

Plane Donated Through US Senator Santorum

Contact:

Plane: GII Tail #: N500JW

Pilot:
Contact:

F/O:

F/A:

Manifest:

Depart: Concord, NH

Contact:

Arrive: Pennsylvania

Contact:

*** Flight time*

Plane Donated Through US Senator Santorum

Contact:

Plane: Tail #:

Pilot:
Contact:

F/O:

F/A:

Depart: Pennsylvania

Contact:

Arrive: Detroit, Michigan

Contact:

*** Flight time*

Saturday, November 4

Plane Donated Through RGA

Contact:

Plane: Tail #:

Pilot:
Contact:

F/O:

F/A:

Depart: Detroit, Michigan

Contact:

Arrive: Sarasota, Florida

Contact:

*** Flight time*

Sunday, November 5

Plane Donated Thru

Contact:

Plane:

Tail #:

Pilot:

Contact:

F/O:

F/A:

Manifest:

Depart: Florida

Contact:

Arrive: BWI, Maryland

Contact:

*** Flight time*

Monday, November 6

Plane Donated Through

Contact:

Plane:

Tail #:

Pilot:

Contact:

F/O:

F/A:

Manifest:

Depart: BWI, Maryland

Arrive: Minneapolis, St Paul, MN

*** Flight time*

**** Drive time to*

Plane Donated Thru

Contact:

Plane:

Tail #:

Pilot:

Contact:

F/O:

F/A:

Manifest:

Depart: Minneapolis, MN

Contact:

Arrive: Iowa

*** Flight time*

Plane Donated Thru
Contact:

Plane:

Tail #:

Pilot:

Contact:

F/O:

F/A:

Manifest:

Depart:

Contact:

Arrive:

Return:

Arrive: Teterboro

RWG Hotel:

Manchester, New Hampshire

, General Manager
Office:

Director of Security
Office:

Michigan

Sarasota

Baltimore

Hospital:

Priority Calls

Priority	First	Last	State	Phone	Ask:	Notes
1	Larry	Bathgate	New Jersey	732-363-0666, Asst: Lorraine Russo; 908-692-1595, Cell	We've been trying to get a mtg or time when RWG's in NJ to no avail...ask for his support & leadership as NJ State Finance Chair	Annie Dickerson/Roy Bailey will follow up.
2	Bernie	Marcus	Georgia	404-240-7982, Asst: Sharon	To confirm support & ask to serve as Chair for GA & Exec Cmte/SE Region.	HOLD FOR CONFIRMATION FROM KEN LANGONE
3	George	Argyros	California	714-481-5000; 714-481-5053, Asst:Terry	To confirm support for RWG & to serve in leadership in CA with Bill Simon & serve on Exec Cmte with Bill.	RWG had dinner with him while in LA with Bill Simon
4	Carl	Lindner	Ohio	513-579-2121, Deputy: Sandy Heimann	For support & leadership in OHIO & on Exec Cmte	He wasn't able to make any of the Cinci/DeWine events. Annie Dickerson will follow up with Roy Bailey.
5	Les	Wexner	Ohio	614-415-5000, Asst: Donna Larson	To confirm support for RWG & serve as OH Fin Chair & Exec Cmte	RWG had private mtg recently with Les...did not want to discuss '08 but is planning on mtg with McCain.
7	Fred	Smith	Tennessee	901-818-7170, Maury Lane	To support RWG & to serve as co-chair (with John Lee?) of TN & on Exec Finance Cmte	RWG met with Fred earlier in Spring. He was being courted by folks & hadn't made up his mind.
8	David	Girard di-Carlo	Pennsylvania	202-772-5885, 5809 Asst: Sandra; 215-680-5640, Cell	To consider supporting him & serving as PA State Fin Chair & Exec Cmte for Mid-Atlantic; RWG will want to meet with him after election.	We canceled a Spring mtg with David in DC (due to military hospital visit). He will prob want to meet with RWG after election.
9	Aubrey	McClendon	Oklahoma	405-848-3000 x 9216, Asst: Linda Gardner	Ask for his support & to serve as OK State Fin Chair	Aubrey hosted Roundtable in Oklahoma City. Annie Dickerson will follow up.
10	Jim	Culbertson	North Carolina	336-761-0553, Home Ofc; 336-926-1022, Cell	Confirm his support for RWG & ask to serve as NC State Fin Chair	RWG met with him in NC in mid-Spring.
11	Bruce	Benson	Colorado	303-863-3551, Asst: Shannon; 303-517-5136, Cell	To confirm support for RWG & to serve as CO State Finance Chair	Annie Dickerson will follow up.
12	Arte	Moreno	California / Arizona	602-684-9229	To confirm support for RWG & to serve in leadership either in Orange County with Bill Simon or as AZ State Finance Chair. Also, need his help with Jim Click in AZ	RWG attended the LA Angels game in his box during summer trip to LA.

13	Rep. Mike	Oxley	D.C.	NEED #	To confirm support for RWG & to serve as Chairman/Co-Chair of DC & possibly on Exec Cmte for Mid-Atlantic Region.	Discuss with Roy.
14	Alex	Spanos	California	310-553-5050, Asst: Natalia	To support RWG & to serve on Exec Cmte with Bill Simon. Bill Simon will follow up.	Not sure where he stands on '08 yet, as per Bill Simon. We need him!
15	Henry	Kravis	NYC	212-230-9403, Asst: Lesley or Nina?	To support RWG & leadership in NYC (Private Equity Industry)	Being courted by everyone; you need him to be a Wall Street industry leader
16	John	Mack (Morgan Stanley)	NYC	212-325-2000	Ask for his support & leadership with Ken Langone for NYC (NYC co-chairs & Exec Fin Cmte)	HOLD FOR LANGONE UPDATE
17	Steve	Ross (Related Properties)	NYC	NEED # from GWEN	Ask for his support & to be a leader in NYC (particularly in real estate industry)	Roy Bailey/Annie Dickerson will follow up
18	Steve	Roth (Vornado)	NYC	212-894-7400, Ofc		Roy Bailey/Annie Dickerson will follow up
19	Fred	Wilpon	NYC	212-953-4000; Great Neck Ofc: 516-773-3800, Asst: Emily	To confirm support of RWG & need to play a leadership role in NYC (particularly among real estate industry).	Long-time friend & supporter of RWG. Tamra Lhota thinks he should/would want to be in leadership.
20	Bill	Obendorf	California	415/383-6600	For support & leadership in Northern CA	He hosted our San Francisco Roundtable.
21	Duane	Roberts	California	949-809-3900, Deputy: Ted Wegeland	To support RWG & leadership wit Bill Simon.	Bill Simon will follow up.
22	David	Murdock	California	310-208-6055, Asst: Jennifer Grossman?	To support RWG & leadership with Bill Simon in CA	
23	Elliot	Broidy	California	310-553-5050, Asst: Sharon; 310-489-5050, Cell	To support RWG & to serve in leadership in California. Bill Simon will follow up.	He's a good friend of Langone's & was a BC '04 Ranger...he's also a leadership in the Rep. Jewish Coalition (RJC). Not on board yet, as per Bill Simon.
24	Amb. Dick	Egan	Massachusetts	508-898-3800, Asst: Terri Blanchard; 508-633-0644, Cell	Initiate discussion: Would like your support for RWG, need your leadership and experience to chair MA; would like to have RWG meet with him ASAP	Dick was BC '00 & '04 MA State Finance Chair & 2001-2002 Ambassador to Ireland. HOLD FOR AD TO CONFIRM HIS LEANINGS
25	Bill	Lyon (General)	California	949-476-5221	To confirm support for RWG & leadership in CA with Bill Simon	had dinner with RWG in LA

26	Doug	Manchester	California	619-231-3800 ext. 3	To support RWG & leadership with Bill Simon in southern CA	we haven't met him yet...we canceled roundtable he was going to host in San Diego.
----	------	------------	------------	---------------------	--	--

Sen Jim Talent - MO

10:35 to 10:55 Drive to Independence, MO for grass-roots rally and press availability

11:00 -- 11:30 Press Availability and grass-roots rally

Victory Headquarters

13910 East Noland Court, Independence MO

11:35 to 11:55 Drive back to KC Marriott Country Club Plaza, 4445 Main Street, KC

12:00 to 1:00 Fundraising event

Format: 12 to 12:30 Roundtable Discussion

12 to 12:50 Pictures (total of about 35)

12:50 to 1:00 Short Remarks.

Jim Barksdale MS (Chris Henick)
 Harlan Crow TX

FNAME	LNAME	COMPANY	CATEGORY	CALL	MTG	Mtg on Road	NOTES	Office Number	Cell Number	E-mail	Assistant	Assistant Contact Info
Linda	Maynor		Alabama Fin Chair			1		256-512-0100	256-655-4521	lmaynor@balch.com	Tara	
Edgar	Weldon	National Committeeman for Alabama	Alabama Fin Chair			1	Thank You	205-250-9006	205-936-4709	edgarw@aol.com	Karen	
Arte	Moreno	Los Angeles Angels	Arizona			1	Official Ask	602-667-9500	602-684-9229			
Warren	Stephens		Arkansas			1		501-374-4361		wstephens@stephens.com	Becky	
John	Tyson		Arkansas									
Bill	Simon		California Fin Chair			1	Thank You	310-996-8714	310-948-6135	bill_simon@wesandsons.com	Denni	
George	Agyros		California LA Chair			1	Ask	714-481-5000				
Alex	Spanos	LA Raiders	California leadership			1	Ask to help on behalf of Bill Simon	310-553-5050				
Elliot	Broidy		California leadership			1	visit @ RJC convention Dec 4-5	310-553-5050				
Bill	Obendorf		California San Fran Chair			1	Ask	415-383-6600				
Bruce	Benson	Benson Mineral Group Inc.	Colorado Fin Chair			1	Ask to Chair	303-863-3551	303-517-5136	bdbenson2000@yahoo.com	Shannon	
Rep. Mike	Oxley	U.S. House	DC Fin Chair			1	Russboldt or Oxford					
Bob	Russboldt	Independent Insurance Agents Brokers of America	DC Fin Co-Chair			1	Thank You	(703) 683-4422 or (202) 863-7000	(703) 447-0929		Katie Bilotta	
Wayne	Huizenga	AutoNation	Florida Fin Co-Chair			1	Thank You & Update	954-627-8000			Valerie	vhinkell@huizenga.com
Amb Mel	Sembler		Florida Fin Co-Chair			1	Mtg during FL Nov 5 trip	727-384-6000			Nola	nola.beckham@sembler.com
Zach	Zachariah	Zachariah Medical	Florida Fin Co-Chair			1	2nd visit Nov 5	954-772-2200	954-415-8003	zacpzac@aol.com	Helene	
Bernie	Marcus	Home Depot	Georgia / Exec Cmte			1	Langone to help					
Raul	Romero		Hispanic Chair			1	Oct 30th Events	202-416-0118	703-919-4444	rrromero@alliance-consultants.com	Deputy- Tyler	
Pat	Ryan	Aon	Illinois Fin Chair			1	Thank You	312-381-3012	312-543-7351	patrick_g_ryan@aon.com	Sam	sam_benson@aon.com
Marvin	Pomerantz	Mid-America Group	Iowa Finance Chair			1	Mtg during IA visit	515-224-3609			Sharon Graham	sgraham@midamericagroup.com
Boysie	Bollinger	Bollinger Shipyards	Louisiana Fin Co-Chair			1		985-532-2554	504-982-2328	boysieb@bollingershipyards.com	Stacy Oldham	

★ FRED WILSON
 (Tamra)

①

Joe	Canizaro	Columbus Properties	Louisiana Fin Co-Chair			1		504-584-5026	504-884-9509	icanizaro@canizaro.com	Kristy Lanzetta	klanzetta@canizaro.com
Marc	Epstein		Maryland Fin Co-Chair	1				301-354-5519	301-807-1155	mdepstein@aol.com	Sally Walker	
Dick	Hug	Hug Enterprises Inc.	Maryland Fin Co-Chair			1	Mtg during Ehrlich Event	410-368-7236	410-570-8836	exeoffcorp@aol.com	Karen Brown	
Amb Dick	Egan	Carruthers	Massachusetts Fin Chair	1		1		508-898-3800	508-633-0644		Terri Blanchard	
David	Brandon	Domino's Pizza	Michigan Fin Chair	1		1				david.brandon@dominos.com		
Sen. Norm	Coleman	U.S. Senate	Minnesota Fin Chair	1			Ask for Fin Chair	202-224-5641; 651-645-0323	202-228-4119		Anne Nelson	202-224-7390
Sam	Fox		Missouri Fin Chair			1		314-726-5550 ext.611		samfox@harbourgroup.com	Mary Mays	mmays@harbourgroup.com
Sheldon	Adelson	Venetian	Nevada Fin Co-Chair			1	Mtg during Oct 30 trip	702-733-5500				
Larry	Ruvo	Southern Wine & Spirits	Nevada Fin Co-Chair			1	Mtg during Oct 30 trip	702-876-4500 ext. 3204	702-279-7886		Marsha	
Larry	Bathgate	Bathgate & Wegener	New Jersey Fin Chair			1		732-363-0666	908-692-1595	lbathgate@bathweg.com	Loraine Russo	lrusso@bathweg.com
Steve	Forbes	Forbes	New York Chair			1		(212) 620-2282		sforbes@forbes.com		
Jim	Culbertson		North Carolin Fin Chair			1	Ask	336-761-0553	336-926-1022	culbertson@mindspring.com		
Carl	Icahn	Icahn Assoc	NYC -				Thank You	212-702-4309		cicahn@sfire.com	Susan	212-702-4310
Gail	Icahn		NYC						917-407-4156			
Jim	Turley	Ernst & Young	NYC - Accounting	1			Thank You	212-773-4300	917-837-1155	james.turley@ey.com	Laurieann	
Jamie	Dimon	Chase	NYC - Banking			1						
Chuck	Prince	CitiBank	NYC - Banking			1						
Tom	Renyi	Bank of NY	NYC - Banking			1		212-635-1004			Kathy Meyer	
Sandy	Weil	ex CitiBank	NYC - Banking			1						
Dawn	Hudson	Pepsico	NYC - Consumer			1	Mike White, Vice Chairman	914-253-3356		dawn.hudson@pepsi.com	Barbara Barhold	914-253-3366, barbara.barhold@pepsi.com
Jeff	Immelt	GE	NYC - Consumer			1		203-373-3367, 212-664-6618			Kathy	
Ted	Forstmann	IMG	NYC - Entertainment			1						
Marvin	Shenkin	Cigar Officianado	NYC - Entertainment			1						
John	Wren	OmniCom	NYC - Entertainment			1		212-415-3776		john.wren@omnicongroup.com	Patty	
Paul	Singer	Elliott Mgmt	NYC - Hedge Funds			1	Mtg with Team Captains, Bruce Kovner, Caxton Hedge Fund - possible mtg	212-974-2090	917-836-5928; 646-552-1514	psinger@elliottmgmt.com	Bonnie Loeb/Julie	212-974-2090, bloeb@elliottmgmt.com

Robert	Henrickson	MetLife	NYC - Insurance		1							
Martin	Sullivan	AIG	NYC - Insurance		1							
Mei	Immergut	Milbank	NYC - Law	1		Thank You	212-530-5730					
Rupert	Murdoch	Fox News	NYC - Media		1							
Jeff	Kindler	Pfizer	NYC - Pharma		1							
Roger	Hertog	Alliance Capital	NYC - Private Equity		1		212-756-4385		hertogrz@bernstein.com	Christina Restivo	212-756-4385	
Henry	Kravis		NYC - Private Equity		1				kravh@kk.com	Lesley / Nina	212-230-9403, lewin@kk.com	
Don	Marron	Lightyear Capital	NYC - Private Equity		1	was @ a McCain event last yr?						
Steve	Ross	Related Properties	NYC - Real Estate		1							
Steve	Roth	Vornado Real Estate	NYC - Real Estate		1		212-894-7400					
Mort	Zuckerman	Boston Properties, Inc./Daily News/U.S. News & World Report	NYC - Real Estate		1		(212) 326-4010	(917) 750-1900		Clare	212 326 4012 cprobert@bostonproperties.com	
Ken	Chenault	American Express	NYC - Retail		1						fax #: 212-640-0128	
Ivan	Seidenberg	Verizon	NYC - Telecom		1		305-670-6688		212-395-1034 Patricia.Killeen@verizon.com; Thomas.J.Tauke@verizon.com (Public Affairs)	Walter White	202-515-2548, 202-336-7921 (f)	
Lloyd	Blankfein	Goldman Sachs	NYC - Wallstreet		1		212-902-0593		julie.becht@gs.com	Julie Blankfein		
Jim	Cayne	Bear Stearns	NYC - Wallstreet		1		202-457-2233	703-623-2675	jciconi@att.com	Martha Gray, Susan Winkler		
Dick	Fuld	Lehman Bros	NYC - Wallstreet		1		212-526-7200					
Ken	Langone	Invemed	NYC Co-Chair		1		212-421-2500			Pam Goldman	pam@invemed.com	
John	Mack	Morgan Stanley	NYC Co-Chair		1	Langone to join mtg						
Stan	O'Neal	Merrill Lynch	NYC - Wallstreet		1							
David	Brennan		Ohio Fin Co-Chair/Exec Cmte				330-996-0202			Connie	330-996-0202, cmarucco@aol.com	
Dick	Farmer	Cintas	Ohio Fin Co-Chair/Exec Cmte				513-573-4003		farmerd@cintas.com	Susan Towns	513-573-4003, townss@cintas.com	
Carl	Lindner	Cincinnati Reds	Ohio Fin Co-Chair/Exec Cmte		1							

Les	Wexner (1)	LimitedBrands ★	Ohio Fin Co-Chair/Exec Cmte	(1)								Donna Larson, Ted Adams	tadams@limitedbrands.com, ted: 614-561-5651
Aubrey	McClendon (1)	Chesapeake Energy ★	Oklahoma Fin Chair	(1)							amclendon@chkenergy.com	Linda Gardner	lgardner@chkenergy.com
Paulette	Pyle		Oregon Fin Co-Chair	1								Sandi Schukar	503-370-8092, 503-508-7674, Sandi@ofsonline.org
David	Gerard di-Carlo	Blank Rome ★	Pennsylvania Fin Chair	★ (1)									
Barry	Wynn *		South Carolin Fin Chair	1			Thank You	864-582-3356	864-316-9391	Bwynn@colonialgroup.com		Genifer Smith	864-582-3356, gsmith@colonialgroup.com
Boone	Pickens	BP Capital	SW Exec Cmte / Energy Advisory	1			Thank You - official ask	214-265-4165				Sally	sallyg@bpcap.net
John	Lee	OEM Contract Manufacturing Division	Tennessee Fin Co-Chair	1			Thank You	(615) 377-8010	(615) 351-1800	lee@johnleeco.com			
Fred	Smith *	FedEx ★	Tennessee Fin Co-Chair	(1)			Ask	901-818-7170				Maury Taylor	
Tom	Hicks	Texas Rangers	Texas Fin Chair	1			Thank You	(214) 615-2222	(214) 704-7301	thicks@hicksholdings.com		Becky	
Nancy	Kinder	<u>Oxford</u>	Texas Houston Co-Chair	1					713-299-3682	nkinder@earthlink.net			
Fred	Zeidman		Texas Houston Co-Chair	1			Thank You	713-622-7710	713-385-0508	fred@corporate-strategies.net		Fran	
Don	Peay (1)		Utah Co-Chair	(1)			Ask / Sportsmen too	801-635-5576		don@sfwsfh.org			
Steve	Balmer	Microsoft	Washington Co-Chair			1							
Bob	Ratliffe		Washington Co-Chair	(1)									
Don	Blankenship	Massey Energy	West Virginia Chair?	(1)			Ask Fipp Avlon					Sandra Davis	606-353-0928
Jim	Klauser	Wisconsin Energy	Wisconsin Co-Chair			1	Visit during WI trip	414-221-4740	414-852-2222	james.klauser@we-energies.com		Evelene	414-221-2114
				38	32	15							

Ron Perleman

CALL SHEET

Priority Calls for RWG

Week of:

October 30-November 3, 2006

Submitted by:

Roy Bailey & Annie Dickerson

RETURN TO:

Roy Bailey or Annie Dickerson

Name: Larry Bathgate
Company/Title:
State: New Jersey
Office Phone: 732-363-0666
Cell Phone: 908-692-1595
Assistant Name: Loraine Russo

REQUEST:

We've been trying to get a mtg or time when RWG's in NJ to no avail...ask for his support & leadership as NJ State Finance Chair

NOTES:

Annie Dickerson/Roy Bailey will follow up

RWG NOTES:

CALL SHEET

Priority Calls for RWG

Week of:

October 30-November 3, 2006

Submitted by:

Roy Bailey & Annie Dickerson

RETURN TO:

Roy Bailey or Annie Dickerson

Name: Bernie Marcus
Company/Title:
State: Georgia
Office Phone: 404-240-7982
Cell Phone:
Assistant Name: Sharon

REQUEST:

To confirm support & ask to serve as Chair for GA & Exec Cmte/SE Region.

NOTES:

HOLD FOR CONFIRMATION FROM KEN LANGONE

RWG NOTES:

CALL SHEET

Priority Calls for RWG

Week of:

October 30-November 3, 2006

Submitted by:

Roy Bailey & Annie Dickerson

RETURN TO:

Roy Bailey or Annie Dickerson

Name: Aubrey McClendon
Company/Title:
State: Oklahoma
Office Phone: 405-848-3000 x 9216
Cell Phone:
Assistant Name: Linda Gardner

REQUEST:
Ask for his support & to serve as OK State Fin Chair

NOTES:
Aubrey hosted Roundtable in Oklahoma City. Annie Dickerson will follow up.

RWG NOTES:

CALL SHEET

Priority Calls for RWG

Week of:

October 30-November 3, 2006

Submitted by:

Roy Bailey & Annie Dickerson

RETURN TO:

Roy Bailey or Annie Dickerson

Name: Jim Culbertson
Company/Title:
State: North Carolina
Office Phone: 336-761-0553
Cell Phone: 336-926-1022
Assistant Name:

REQUEST:

Confirm his support for RWG & ask to serve as NC State Fin Chair

NOTES:

RWG met with him in NC in mid-Spring.

RWG NOTES:

CALL SHEET

Priority Calls for RWG

Week of:

October 30-November 3, 2006

Submitted by:

Roy Bailey & Annie Dickerson

RETURN TO:

Roy Bailey or Annie Dickerson

Name: Bruce Benson
Company/Title:
State: Colorado
Office Phone: 303-863-3551
Cell Phone: 303-517-5136
Assistant Name: Shannon

REQUEST:

To confirm support for RWG & to serve as CO State Finance Chair

NOTES:

Annie Dickerson will follow up.

RWG NOTES:

CALL SHEET

Priority Calls for RWG

Week of:

October 30-November 3, 2006

Submitted by:

Roy Bailey & Annie Dickerson

RETURN TO:

Roy Bailey or Annie Dickerson

Name: Carl Lindner
Company/Title:
State: Ohio
Office Phone: 513-579-2121
Cell Phone:
Deputy: Sandy Heimann

REQUEST:

Ask for his support in Ohio and to serve on the Executive Committee

NOTES:

He wasn't able to make any of the Cinci/DeWine events. Annie Dickerson will follow up with Roy Bailey.

RWG NOTES:

CALL SHEET

Priority Calls for RWG

Week of:

October 30-November 3, 2006

Submitted by:

Roy Bailey & Annie Dickerson

RETURN TO:

Roy Bailey or Annie Dickerson

Name: Les Wexner
Company/Title:
State: Ohio
Office Phone: 614-415-5000
Cell Phone:
Assistant Name: Donna Larson

REQUEST:

To confirm support for RWG & serve as OH Fin Chair & Exec Cmte

NOTES:

RWG had private mtg recently with Les...did not want to discuss '08 but is planning on mtg with McCain.

RWG NOTES:

CALL SHEET

Priority Calls for RWG

Week of:

October 30-November 3, 2006

Submitted by:

Roy Bailey & Annie Dickerson

RETURN TO:

Roy Bailey or Annie Dickerson

Name: Fred Smith
Company/Title: FedEx
State: Tennessee
Office Phone: 901-818-7170
Cell Phone:
Assistant Name: Maury Lane

REQUEST:

To support RWG & to serve as co-chair (with John Lee?) of TN & on Exec Finance Cmte

NOTES:

RWG met with Fred earlier in Spring. He was being courted by folks & hadn't made up his mind.

RWG NOTES:

CALL SHEET

Priority Calls for RWG

Week of:

October 30-November 3, 2006

Submitted by:

Roy Bailey & Annie Dickerson

RETURN TO:

Roy Bailey or Annie Dickerson

Name: David Gerard di Carlo
Company/Title:
State: Pennsylvania
Office Phone: 202-772-5885 x5809
Cell Phone: 215-680-5640
Assistant Name: Sandra

REQUEST:

To consider supporting him & serving as PA State Fin Chair & Exec Cmte for Mid-Atlantic; RWG will want to meet with him after election.

NOTES:

We canceled a Spring mtg with David in DC (due to military hospital visit). He will prob want to meet with RWG after election.

RWG NOTES:

CALL SHEET

Priority Calls for RWG

Week of:

October 30-November 3, 2006

Submitted by:

Roy Bailey & Annie Dickerson

RETURN TO:

Roy Bailey or Annie Dickerson

Name: Rep. Mike Oxley
Company/Title:
State: Washington, D.C.
Office Phone:
Cell Phone:
Assistant Name:

REQUEST:

To confirm support for RWG & to serve as Chairman/Co-Chair of DC & possibly on Exec Cmte for Mid-Atlantic Region.

NOTES:

Discuss with Roy

RWG NOTES:

CALL SHEET

Priority Calls for RWG

Week of:

October 30-November 3, 2006

Submitted by:

Roy Bailey & Annie Dickerson

RETURN TO:

Roy Bailey or Annie Dickerson

Name: Henry Kravis
Company/Title:
State: New York
Office Phone: 212-230-9403
Cell Phone:
Assistant Name: Lesley or Nina (?)

REQUEST:
To support RWG & leadership in NYC (Private Equity Industry)

NOTES:
Being courted by everyone; you need him to be a Wall Street industry leader

RWG NOTES:

CALL SHEET

Priority Calls for RWG

Week of:

October 30-November 3, 2006

Submitted by:

Roy Bailey & Annie Dickerson

RETURN TO:

Roy Bailey or Annie Dickerson

Name: John Mack
Company/Title: Morgan Stanley
State: New York
Office Phone: 212-325-2000
Cell Phone:
Assistant Name:

REQUEST:

Ask for his support & leadership with Ken Langone for NYC (NYC co-chairs & Exec Fin Cmte)

NOTES:

HOLD FOR LANGONE UPDATE

RWG NOTES:

CALL SHEET

Priority Calls for RWG

Week of:

October 30-November 3, 2006

Submitted by:

Roy Bailey & Annie Dickerson

RETURN TO:

Roy Bailey or Annie Dickerson

Name: Steve Ross
Company/Title: Related Properties
State: New York
Office Phone: (need phone # from Gwen)
Cell Phone:
Assistant Name:

REQUEST:
Ask for his support & to be a leader in NYC (particularly in real estate industry)

NOTES:
Roy Bailey or Annie Dickerson will follow up

RWG NOTES:

CALL SHEET

Priority Calls for RWG

Week of:

October 30-November 3, 2006

Submitted by:

Roy Bailey & Annie Dickerson

RETURN TO:

Roy Bailey or Annie Dickerson

Name: Steve Roth
Company/Title: Vornado
State: New York
Office Phone: 212-894-7400
Cell Phone:
Assistant Name:

REQUEST:
Ask for his support and leadership in NYC

NOTES:
Roy Bailey or Anne Dickerson will follow up

RWG NOTES:

CALL SHEET

Priority Calls for RWG

Week of:

October 30-November 3, 2006

Submitted by:

Roy Bailey & Annie Dickerson

RETURN TO:

Roy Bailey or Annie Dickerson

Name: Fred Wilpon
Company/Title:
State: New York
Office Phone: 212-953-4000
Office 2 (Great Neck office): 516-773-3800
Assistant Name: Emily

REQUEST:

To confirm support of RWG & ask him to play a leadership role in NYC (particularly among real estate industry).

NOTES:

Long-time friend & supporter of RWG. Tamra Lhota thinks he should/would want to be in leadership.

RWG NOTES:

CALL SHEET

Priority Calls for RWG

Week of:

October 30-November 3, 2006

Submitted by:

Roy Bailey & Annie Dickerson

RETURN TO:

Roy Bailey or Annie Dickerson

Name: Amb. Dick Egan
Company/Title:
State: Massachusetts
Office Phone: 508-898-3800
Cell Phone: 508-633-0644
Assistant Name: Terri Blanchard

REQUEST:

Initiate discussion: Would like your support for RWG, need your leadership and experience to chair MA; would like to have RWG meet with him ASAP

NOTES:

Dick was BC '00 & '04 MA State Finance Chair & 2001-2002 Ambassador to Ireland.
HOLD FOR AD TO CONFIRM HIS LEANINGS

RWG NOTES:

A G E N D A
Executive Committee Meeting
Wednesday, November 15, 2006
Large Conference Room – Giuliani Partners

- 11:00 AM Welcome & Introductions: Roy Bailey
- Executive Committee Briefing:
- The Role of the Executive Finance Committee
 - The National Finance Leadership Committee Overview (PowerPoint Slide)
- 11:30 AM Brainstorming Session:
- Prospective new Executive Finance Committee members
 - Prospective State Finance Chairs
 - FOLLOW UP
- 12:30 PM **LUNCH WITH MAYOR GIULIANI**
Executive Finance Committee, State Finance Chairs, Industry Leaders
- Location TBD (upstairs of Fresco's)
- Program:
- Meet & Greet
 - Brief Remarks
 - Q&A
- 2:00 PM The Finance Plan: Roy Bailey & Annie Dickerson
(PowerPoint Presentation)
- Q&A
- 3:00 PM Political Overview: Pat Oxford, Chris Henick, Tony Carbonetti
(PowerPoint Presentation)
- Q&A

3:45 PM Communications/Policy Overview: Fipp Avlon
(Powerpoint Presentation)

Q&A

4:15 PM Legal Overview: Lawyers TBD

Handouts / Q&A

4:45 PM Meeting Adjourns

Depart for Grand Havana

5:00-6:00 PM CIGARS & VISIT WITH MAYOR GIULIANI

###

Sam Fox - Belgium

Ante Moreno

Paul Gilbert - attorney
(Romney)

Bob Fannin
Jim Dicle together

573-680-6966

11am Pete's Rm - 3rd Floor

12³⁰ " Upstairs @ 21" 2nd level

FNAME	LNAME	STATE	CMTE	Attend Nov 15	Notes
George	Argyros	CA	Executive?		Bill Simon confirming Oct 31
Steve	Forbes	NY	Executive?		Flying with RWG Oct 31
Tom	Hicks	TX	Executive	✓	
Wayne	Huizenga	FL	Executive	0	AD emailed Oct 30
Ken	Langone	NY	Executive	0	BY PHONE/OT in Atlanta
Bernie	Marcus	GA	Executive?	0?	
Boone	Pickens	TX	Executive		
Pat	Ryan	IL	Executive	✓ 1	
Bill	Simon	CA	Executive	✓ 1	
Warren	Stephens	AK	State		
Edgar	Weldon	AL	State		
Bruce	Benson	CO	State		
David	Burke	CT	State		As per Charlie Glazer
Rep Mike	Oxley	DC	Exec/State		
Raul	Romero	DC	Coalition	1?	
Harry	Sargeant	FL	State		
Bill	Scherer	FL	State		
Zach	Zachariah	FL	Executive		
Marv	Pomerantz	IA	State		
Boysie	Bollinger	LA	State		
Joe	Canizaro	LA	State		
Sen. Norm	Coleman	MN	State		
Jim	Culbertson	NC	State		
Larry	Bathgate	NJ	State		
Shel	Adelson	NV	State		
Larry	Ruvo	NV	State		
George	Klein	NY	Industry Chair		
John	Mack	NY	Executive		
Paul	Singer	NY	Industry Chair	1	Brian Miller invited to lunch
Jim	Turley	NY	Industry Chair		
Carl	Lindner	OH	Executive/State		
Les	Wexner	OH	Executive/State		
Aubrey	McClendon	OK	State		
Terry	Neese	OK	Coalition		
Paulette	Pyle	OR	State		
David	Girard di-Ca	PA	State		
Barry	Wynn	SC	State		
John	Lee	TN	State		
Fred	Smith	TN	State		
Fred	Zeldman	TX	State		
Don	Peay	UT	State		
Chuck	Warren	UT	State		
Bob	Ratliff	WA	State		
Jim	Klauser	WI	State		

Linda
Mayno

Finance Plan

2000 Presidential Primary Campaign Receipts

<u>Candidate</u>	<u>Q1 1999</u>	<u>Q2 1999</u>	<u>Q3 1999</u>	<u>Q4 1999</u>	<u>Total</u>
Bush	\$7,589,782	\$29,479,218	\$20,041,331	\$10,456,702	
McCain	\$3,772,417	\$2,500,490	\$3,033,167	\$6,236,754	
Alexander	\$748,734	\$1,394,080	\$942,817	\$0	
Bauer	\$1,370,886	\$2,057,500	\$2,910,373	\$3,405,892	
Dole	\$685,253	\$2,805,734	\$1,284,963	\$285,449	
Forbes	\$756,544	\$1,955,781	\$4,230,381	\$1,017,271	
Quayle	\$2,097,387	\$1,334,566	\$2,033,435	\$165,909	
Smith	\$316,474	\$1,267,684	\$26,368	\$3,672	
Gore	\$8,881,976	\$8,573,060	\$6,635,923	\$3,756,375	
Bradley	\$4,383,808	\$7,361,785	\$7,347,158	\$8,358,578	
Buchanan	\$552,870	\$1,894,709	\$1,433,181	\$1,200,305	
Total	\$31,156,131	\$60,624,607	\$49,919,097	\$34,886,907	\$176,586,742


2004 Presidential Primary Campaign Receipts

<u>Candidate</u>	<u>Q1 2003</u>	<u>Q2 2003</u>	<u>Q3 2003</u>	<u>Q4 20003</u>	<u>Total</u>
Bush	\$0	\$35,109,600	\$49,543,070	\$47,121,605	
Clark	\$0	\$0	\$3,491,109	\$10,208,147	
Dean	\$2,944,362	\$7,583,460	\$14,773,392	\$15,658,413	
Edwards	\$7,398,836	\$4,470,209	\$2,532,570	\$1,833,840	
Gephardt	\$3,526,404	\$3,877,000	\$3,829,861	\$2,654,792	
Kerry	\$7,505,867	\$5,807,124	\$3,926,650	\$5,167,802	
Kucinich	\$172,695	\$1,999,731	\$1,664,820	\$2,854,722	
LaRouche	\$3,704,005	\$838,148	\$858,649	\$986,298	
Lieberman	\$2,961,023	\$5,105,690	\$3,572,248	\$2,132,846	
Moseley Braun	\$72,451	\$144,658	\$125,193	\$149,767	
Sharpton	\$107,456	\$52,159	\$121,315	\$127,412	
Total	\$28,393,099	\$64,987,779	\$84,438,877	\$88,895,644	\$266,715,399

FUNDRAISING SUMMARY

- 200 Team Captains
- 1000 fundraisers
- \$100-125 million baseline for 2007
- 250 fundraising events in 2007
- \$25-30 million baseline for Q1 2007
- 50 fundraising events in Q1 2007


MAJOR RAISER PROGRAMS




MVP = 96 donations x \$2100 = \$201,600

All Star = 48 donations x \$2100 = \$100,800

Slugger = 24 donations x \$2100 = \$50,400




State Chair
Illinois-Pat Ryan



Team Captain = \$1,000,000+
MVP = \$200,000+

Industry Model


Industry Chair
Paul Singer



Team Captain = \$1,000,000+
MVP = \$200,000+

Industry Model

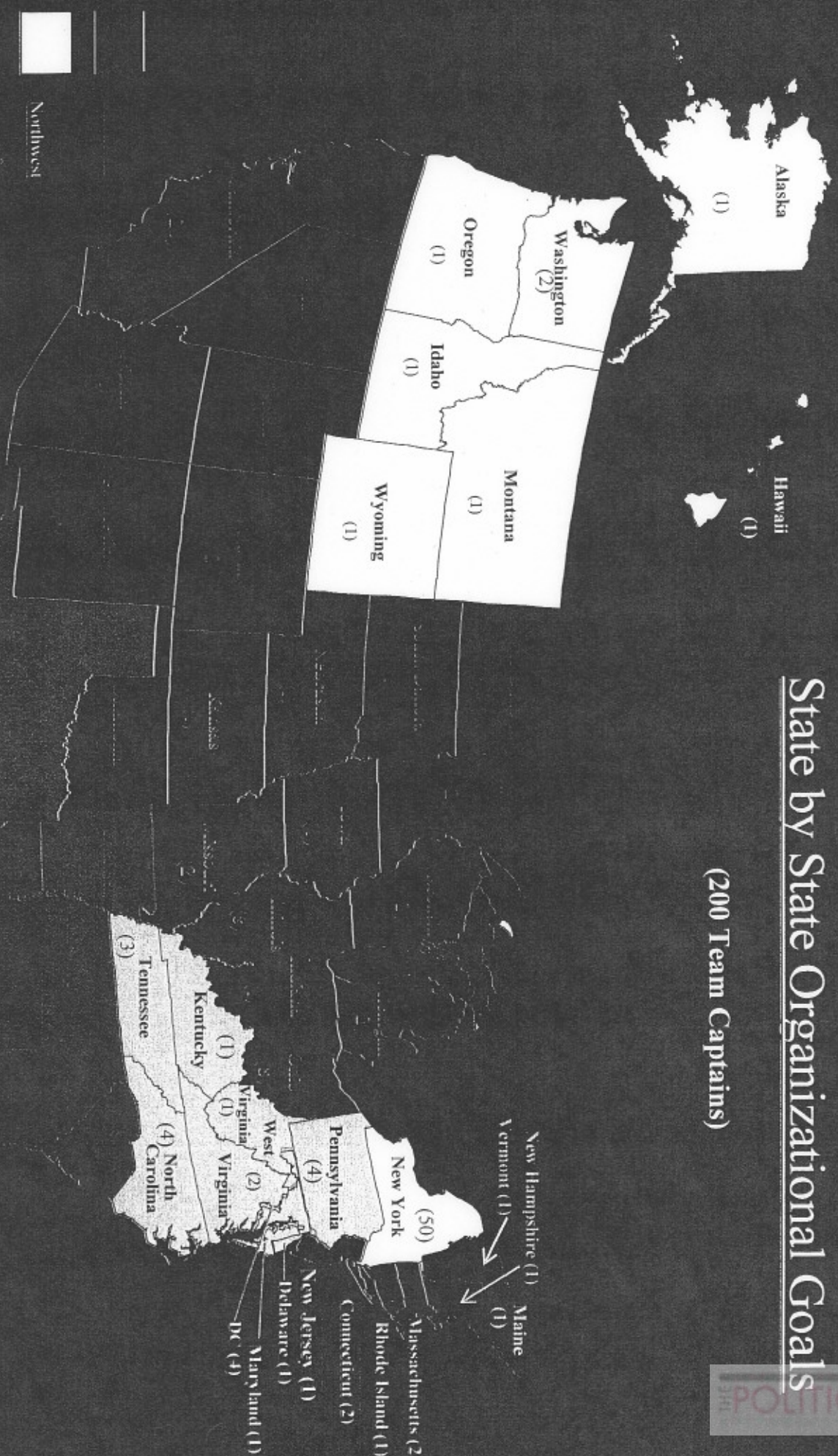
Industry Chair
Ken Langone



Team Captain = \$1,000,000+
MVP = \$200,000+

State by State Organizational Goals

(200 Team Captains)



Northwest


Central-East

New York

Finance Leadership Committee

Roy Bailey
National Finance Chair

Anne Dickerson
National Finance Director



Prospective Leadership

State Chair Leadership

John Tyson (AK)

Bernie Marcus (GA & Southeast)

Dick Egan (MA)

Steve Forbes (NY)

John Mack (NYC)

Carl Lindner (OH)

David Gerard di Carlo (PA)

Fred Smith (TN)

Nancy Kinder (TX)

Industry Leadership

Lloyd Blankfein (GS)

Jim Cayne (BS)

Ken Chenault (AmEx)

Jamie Diamond (Chase)

Ted Forstmann (IMG)

Dick Fuld (Lehman)

Robert Henrickson (MetLife)

Roger Hertog (AllianceCap)

Dawn Hudson (Pepsico)

Jeff Immelt (GE)

Jeff Kinder (Pfizer)

Bernie Marcus (HomeDepot)

Leonard Marcus (Federated)

Rupert Murdoch (NewsCorp)

Don Marron (Lightyear)

Chuck Prince (CitiBank)

Tom Renyi (Bank of NY)

Steve Ross (Related)

Steve Roth (Vornado)

Ivan Seidenberg (Verizon)



Martin Sullivan (AIG)

Henry Kravis

Sandy Weil (ex-CitiBank)

Mort Zuckerman (Boston Properties)

New York City Model

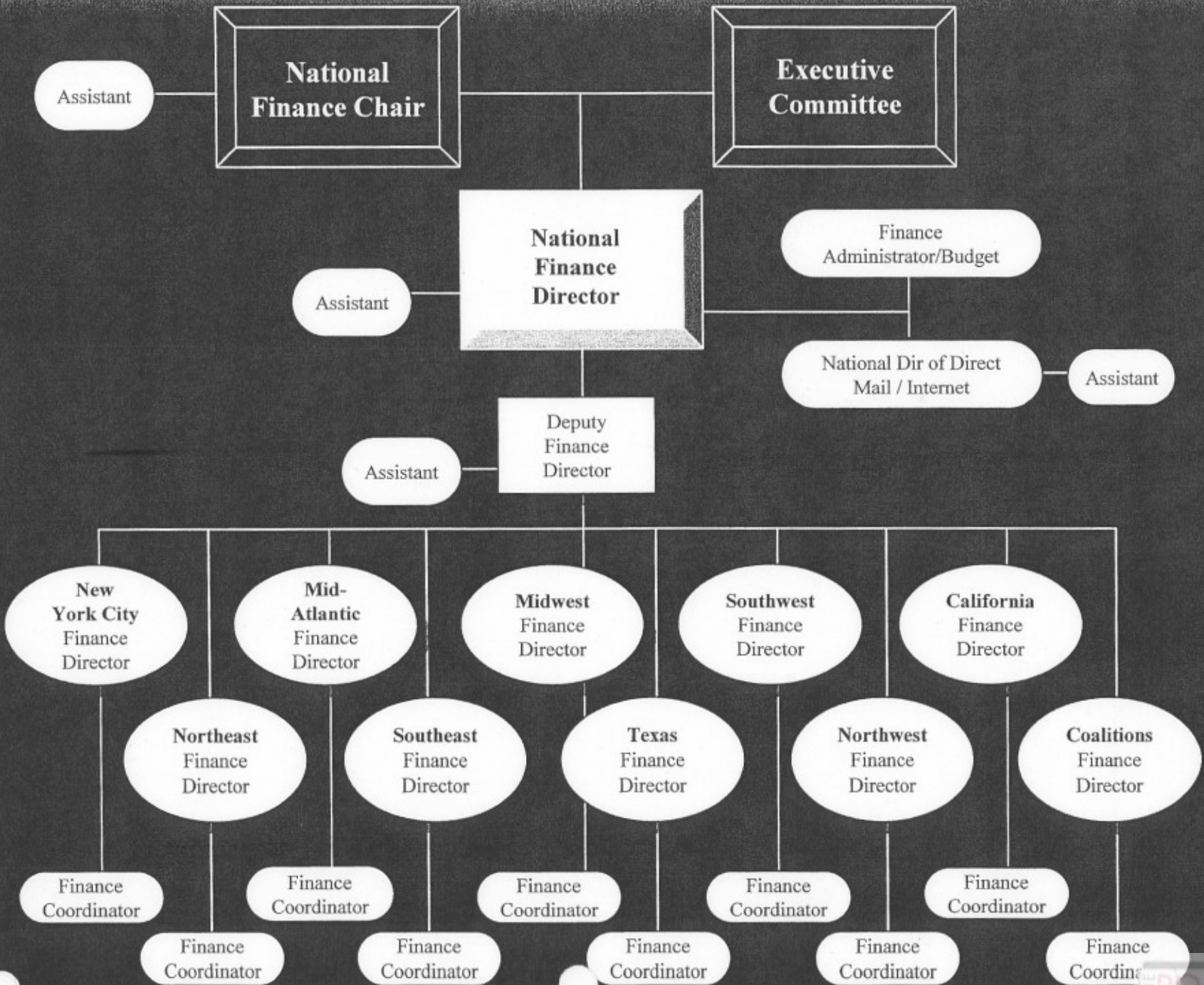


Industry Model

New York City
Ken Langone



STAFF ORGANIZATIONAL CHART



November 1-15

- Leadership Development
- Targeted Phone Calls
- High Level Individual Meetings

Targeted Phone Calls:

- Sheldon Adelson (NV)
- Sen. Norm Coleman (MN)
- Marc Epstein (MD)
- Tom Hicks (TX)
- Jeff Immelt (GE)
- Nancy Kinder (TX)
- Jim Klausner (WI)
- Henry Kravis (Priv. Eq.)
- Andrew McClelland (OK)
- Mary Pomeroy (IA)
- Bob Radloff (VA)
- Pat Ryan (IL)
- Bill Simon (CA)
- Fred Smith (FedEx)
- Warren Stephens (AK)
- Jim Turley (E&S)
- John Tyson (AK)
- Sandy Weill (Ex-ChiBank)
- Les Wever (OH)
- John Wren (Omnicom)
- Mort Zuckerman (Boston Prop.)

High Level Individual Meetings

- Larry Bathgate (NJ)
- Lloyd Blankfein (GS)
- Joe Cantano (LA)
- Jim Cayne (BS)
- Ken Chenault (AmEx)
- Jamie Diamond (Chase)
- Dick Egan (MA)
- Lew Eisenberg (NJ)
- Steve Forbes (NY)
- Ted Forstmann (M/G)
- Dick Fuld (Lehman)
- David Gerard di Corio (P-I)
- Robert Harrickson (MetLife)
- Roger Herrig (Alliance) (op)
- Don Marrow (Lehman)
- Dawn Hudson (PepsiCo)
- Jeff Kinder (Pizer)
- Carl Lindeber (OIH)
- John Mack (NYC)
- Bernie Marcus (HomeDepot)
- Leonard Marcus (Federated)
- Rupert Murdoch (News Corp)
- Rep. Mike Oxley (Central East)
- Boone Pickens (Ex-Fin. Com.)
- Chuck Prince (Citibank)
- Tom Remy (Bank of NY)
- Steve Roth (Relatech)
- Steve Ross (Relatech)
- Avron Scaletberg (Verizon)
- Martin Sullivan (M/G)

Optimal Fundraising Timeline

November 2006-March 31, 2007

Mid-November

- Executive Committee Meeting
- Industry Leaders Meetings
- Meet with Team Captains for December events
- Recruitment of state finance leadership
- Hire 2-3 staff for New York seed events
- Establish vetting process for staff, donors, solicitors
- Locate office space and equipment for incoming staff
- Exploratory committee formed
- Convert FOG to exploratory committee

December 1

- Hire direct mail staff
- Locate, lease & equip campaign offices

Mid-December

- 2 New York seed events (12/14 & 12/19, 20, or 21)
- State Finance Chair Meeting
- Hire full finance staff for January 1 start date

January 1

- Majority of organizational structure in place (Team Captains & fundraisers)
- Direct mail launch
- All finance staff on board
- Campaign headquarters up and running

February 15

Launch 50 Events

(35 business days until Q1 reporting deadline)

(90 business days until Q1 reporting deadline)



Budget

**Finance Budget
2007-2008**

ITEM	ANNUAL	BC '04 Budget	NOTES
STAFF			
Exec Finance Staff	\$360,000		
Dep. Fin. Director	\$144,000		
National Director of Direct Mail/Tele/Internet	\$144,000		
Finance Administrator/Budgeter	\$90,000		
Asst to National Finance Chairman	\$42,000		
Asst to Fin. Director	\$42,000		
Assistant to Deputy Fin. Dir	\$42,000		
Assistant to Direct Mail	\$42,000		
NYC/NY/NE Regional Finance Director	\$120,000		
Midwest Regional Finance Director	\$100,000		
Central/East Regional Fin. Director	\$100,000		
Southeast Regional Fin. Director	\$100,000		
Texas Finance Director	\$120,000		
Southwest Regional Fin. Director	\$100,000		
California Finance Director	\$120,000		
Women & Coalition Finance Director	\$100,000		
NYC/NY/NE Regional Finance Coordinator	\$48,000		
Midwest Finance Coordinator	\$48,000		
Central/East Finance Coordinator	\$48,000		
Southeast Finance Coordinator	\$48,000		
Texas Finance Coordinator	\$48,000		
Southwest Finance Coordinator	\$48,000		
California Finance Coordinator	\$48,000		
Women & Coalition Finance Coordinator	\$48,000		
	\$2,150,000	\$1,600,000	Salary BC '04
		\$200,000	covered salary % by RNC (14%)
		\$320,000	cost of living adjustment/NYC (20%)
		\$80,000	cost of inflation (5%)
		\$80,000	advantage/incumbent Pres. (5%)
		\$2,280,000	Today's #s

**Finance Budget
2007-2008**

CONSULTANTS:				
New York (Blaney)	\$240,000			
Texas (TBD)	\$216,000			
California (TBD)	\$216,000			
Florida (Herberger)	\$216,000			
Misc. Consultants (multiple states)	\$865,000			
	\$1,753,000			
		\$1,300,000	Consultant Fees BC '04	
		\$65,000	cost of inflation (5%)	
		\$390,000	heated primary adjustment (30%)	
		\$1,755,000	Today's #s	
FIN. OFFICES OUTSIDE OF NYC				
California	\$120,000			
DC	\$120,000			
	\$240,000		\$142,000	
COST OF DIRECT MAIL				
Direct Mail	\$7,460,000		\$27,500,000	
Website Financing E-Blasts	\$175,000		\$20,000	
Telemarketing	\$655,000		\$2,395,627	
	\$8,290,000			
EVENTS:				
General Events	5,000,000	00 events x \$10,000	\$6,170,000	BC '04 All Event Expenses
NYC Launch Event	400,000			
Large City Launch Events	\$1,000,000	8 X \$125,000		
Reward Events	\$250,000		\$630,000	BC '04 Reward Event Exp.
Invitations - Printing	\$500,000		\$433,000	
Invitations - Postage	\$180,000		\$170,000	
	\$7,330,000			

**Finance Budget
2007-2008**

OPERATIONS:			
Acknowledgements (Thank you ltrs/authorizatio	\$350,000		\$527,000
Broadcast Faxing	\$7,500		\$6,000
Chairman's Travel Expenses	\$75,000		\$127,000
Consultant Expenses	\$250,000		\$201,000
Delivery Service	\$200,000		\$192,570
General Office Printing	\$100,000		\$85,000
General Office Postage	\$40,000		\$38,000
Staff Travel	\$250,000		\$273,500
State Chairs & Exec Cmte Expenses	\$50,000		\$50,000
Surrogate Travel	\$100,000		\$106,000
Misc.	\$150,000		
	\$1,572,500		
EQUIPMENT:			
Phones			INTO GENERAL ADMIN
Computers			
Blackberries/Equipment			
Long Distance			
COMPLIANCE			
DATA BASE MANAGEMENT			INTO TREASURY BUDGET
CAGING OF CHECKS			INTO TREASURY BUDGET
SUMMARY:			
		Staff	\$2,150,000
		Consultants	\$1,753,000
		Finance Offices	\$240,000
		Direct Mail	\$8,300,000
		Events	\$7,330,000
		Operations	\$1,572,500
		Equipment	
		Compliance	
			into General Admin. Budget
			into Treasury Budget
		2007 TOTAL	\$21,345,500

**Finance Budget
2007-2008**

	1/2 of 2008 TOTAL	\$10,500,000	
	TOTAL 18 MONTH	\$31,845,500	less if we're the nominee earlier than June '08
		21%	\$150,000,000
		25%	\$125,000,000
		32%	\$100,000,000

RWIG 2008
California Finance
2007 Preliminary Budget Outline

	Jan	Feb	Mar	April	May	Jun	Jul	Aug	Sept	Oct	Nov	Dec	2007 Total
Finance Leadership/Staffing													
State Chairman													
Expenses	2,000	2,000	2,000	2,000	2,000	2,000	2,000	2,000	2,000	2,000	2,000	2,000	24,000
Co-Executive Director													
Salary	15,000	15,000	15,000	15,000	15,000	15,000	15,000	15,000	15,000	15,000	15,000	15,000	180,000
Bonus (1% of total funds raised)			35,000			35,000			35,000			35,000	140,000
Expenses	2,000	2,000	2,000	2,000	2,000	2,000	2,000	2,000	2,000	2,000	2,000	2,000	24,000
Co-Executive Director													
Salary	15,000	15,000	15,000	15,000	15,000	15,000	15,000	15,000	15,000	15,000	15,000	15,000	180,000
Bonus (1% of total funds raised)			35,000			35,000			35,000			35,000	140,000
Expenses	2,000	2,000	2,000	2,000	2,000	2,000	2,000	2,000	2,000	2,000	2,000	2,000	24,000
Finance Assistant 1													
Salary	4,000	4,000	4,000	4,000	4,000	4,000	4,000	4,000	4,000	4,000	4,000	4,000	48,000
Expenses	250	250	250	250	250	250	250	250	250	250	250	250	3,000
Finance Assistant 2													
Salary	4,000	4,000	4,000	4,000	4,000	4,000	4,000	4,000	4,000	4,000	4,000	4,000	48,000
Expenses	250	250	250	250	250	250	250	250	250	250	250	250	3,000
Finance Assistant 3													
Salary	4,000	4,000	4,000	4,000	4,000	4,000	4,000	4,000	4,000	4,000	4,000	4,000	48,000
Expenses	250	250	250	250	250	250	250	250	250	250	250	250	3,000
Professional Fundraising													
Total FR Goal	14,000,000												
Los Angeles Fundraiser													
Area FR Goal	4,500,000												
Salary (10% of funds raised)	37,500	37,500	37,500	37,500	37,500	37,500	37,500	37,500	37,500	37,500	37,500	37,500	450,000
Expenses	2,000	2,000	2,000	2,000	2,000	2,000	2,000	2,000	2,000	2,000	2,000	2,000	24,000
Orange County Fundraiser													
Area FR Goal	2,250,000												
Salary (10% of funds raised)	18,750	18,750	18,750	18,750	18,750	18,750	18,750	18,750	18,750	18,750	18,750	18,750	225,000
Expenses	2,000	2,000	2,000	2,000	2,000	2,000	2,000	2,000	2,000	2,000	2,000	2,000	24,000

	Jan	Feb	Mar	Apr	May	Jun	Jul	Aug	Sept	Oct	Nov	Dec	2007 Total
San Francisco Fundraiser													
Area FR Goal	1,750,000												
Salary (10% of funds raised)	175,000												175,000
Expenses	24,000												24,000
Sacramento/Central CA Fundraiser													
Area FR Goal	2,500,000												
Salary (10% of funds raised)	250,000												250,000
Expenses	34,000												34,000
San Diego Fundraiser													
Area FR Goal	1,750,000												
Salary (10% of funds raised)	175,000												175,000
Expenses	24,000												24,000
Inland Empire Fundraiser													
Area FR Goal	1,250,000												
Salary (10% of funds raised)	125,000												125,000
Expenses	17,000												17,000
Office Overhead													
Northern California Office	3,000	3,000	3,000	3,000	3,000	3,000	3,000	3,000	3,000	3,000	3,000	3,000	36,000
Southern California Office	3,000	3,000	3,000	3,000	3,000	3,000	3,000	3,000	3,000	3,000	3,000	3,000	36,000
Office Supplies	1,500	1,500	1,500	1,500	1,500	1,500	1,500	1,500	1,500	1,500	1,500	1,500	18,000
Office Equipment	15,000												15,000
Totals	199,317	184,917	254,917	184,917	184,917	254,917	184,917	184,917	254,917	184,917	184,917	254,917	2,014,000

Total Projected Funds Raised
Budgeted Total as % of Funds Raised

14,000,000
17.36%

BUDGET	G/L	Inception to Date	June '04	May-04	May-04	May-04	May-04	Jun-04	Jul-04	Aug-04	Primary
FINANCE	Codes	Actual	Actual	Org. Budget	Actual	Move For./Bud. Inv./Des.	Net Savings	Budget	Budget	Budget	Budget
<i>Events/Mail/Telemarketing/Website</i>											
Direct Mail-Donors	35-600-23N	10,419,537		1,435,257	468,825	966,432	(0)	1,678,932			12,098,469
Direct Mail-Prospecting	35-599-23N	16,858,705	1,984,167.68	1,853,750	1,265,371	588,379	(0)	3,015,879	755,740	675,000	19,321,156
Direct Mail BRE	35-595-23N	462,512		55,746	60,412		(4,666)	55,746	55,740		573,998
Website Finance E-blasts	30-665-23N	20,000			0		0				20,000
Event Expenses (Non Advance)	30-620-23N	6,170,841		155,000	154,661	65,000	(64,661)	65,000			6,235,841
Telemarketing	35-720-23N	2,395,627		567,558	540,032	27,526	0	945,084	917,558		4,258,269
Subtotal Events/Mail/Telemarketing/Web		36,327,221	1,984,167.68	4,067,311	2,489,301	1,647,337	(69,327)	5,760,641	1,729,038	675,000	42,507,733
<i>Operations</i>											
Payroll (personnel detail next pg)	30-500-23N	1,557,241		17,656	23,428		(5,772)	15,228	10,860	10,860	1,594,191
Surrogates-Travel	30-805-23N	106,402			2,818		(2,818)				106,402
Surrogates-Event Expense	30-622-23N	3,213			0		0				3,213
Maverick Events	30-623-624-	166,439		33,526	18,321	25,000	(9,795)	40,000			206,439
Fax Broadcasting	30-780-23N	6,063			0		0				6,063
Chairmen's Travel/Expenses	30-747-23N	127,229		10,000	3,029	0	6,971				127,229
Computers	30-533-23N	17,971			0		0				17,971
Consultants	30-550-23N	1,279,629		1,500	3,291		(1,791)	9,000	1,500	1,500	1,291,629
Consultant Expenses	30-555-23N	201,285			1,871	250	(2,121)	250			201,535
Delivery	30-575-23N	192,570		5,000	3,632	1,368	0	1,368			193,938
Acknowledgements	30-599-23N	527,609		40,489	0	20,000	20,489	60,489	15,492	215,867	819,457
Invitation-Production	30-735-23N	432,991		5,000	19,650	5,000	(19,650)	5,000			437,991
Invitation-Postage	30-730-23N	170,426			8,996		(8,996)				170,426
General Fundraising/Printing/Collateral	30-604-23N	84,227			0		0				84,227
Travel-Staff	30-800-23N	273,444		5,046	9,136		(4,090)				273,444
Event Exp (State Fin. Mtg/Crawford/NY/Conv)	30-621-23N	630,716		119,400	57,077	62,323	(0)		250,000		880,716
State Office Expenses (Rent)	30-745-23N	142,111		4,000	1,973	500	1,527				142,111
Postage/Agent/State Chairs	30-731-23N	38,181			1,062		(1,062)				38,181
State Chairmen's Expenses	30-748-23N	47,568			64		(64)				47,568
Subscriptions	30-765-23N	1,450			0		0				1,450
Telephone-Long Distance	30-790-23N	23,748		5,000	7,781		(2,781)				23,748
Best Practices	30-685-23N	15,563			0		0				15,563
Surplus Reserve		0			0		0		115,000		115,000
		0			0		0				0
Subtotal Operations		6,046,078	0.00	246,617	162,129	114,441	(29,954)	131,335	27,852	593,227	6,798,492
<i>Est.</i>											
Contribution Refunds	31-856-28A	1,468,854		93,774	92,098	1,676	(0)	49,856	115,000	13,500	1,647,210
NSF's and Chargebacks	00-900-24n	837,986		50,307	24,259	26,343	(395)	75,083	5,000	2,000	920,069
GELAC transfers	00-900-24n	2,249,621		215,420	191,517	42,000	(18,097)	125,000	80,000	50,000	2,504,621
Total Ref/NSF/GELAC		4,556,461	0.00	359,401	307,874	70,019	(18,492)	249,939	200,000	65,500	5,071,900
Grand Total		46,929,761	1,984,167.68	4,673,328	2,959,304	1,831,797	(117,773)	6,141,915	1,956,890	1,333,727	54,378,125
Cumulative Savings											51,810,846

Carla Eudy:

1) McCain Federal Straight Talk:

The Eudy Company 211 N. Union St. Ste. 200 Alexandria, Virginia 22314		09/22/2006
	Financial Consultant	15000.00 /Monthly

- 2) McCain Straight Talk IOWA:
Straight Talk not listed on the IOWA Campaign Finance Website
- 3) McCain Straight Talk New Hampshire:
Paper only – not available on internet
- 4) Straight Talk Michigan – Disbursements not listed on internet
- 5) Straight Talk South Carolina – Disbursements not listed internet

Anne Dunsmore

Republican National Committee (2006 Election Cycle):

CAPITAL CAMPAIGNS	\$7,500	7/18/2005	POLITICAL CONSULTING
CAPITAL CAMPAIGNS	\$7,500	2/16/2005	FINANCE CONSULTING
CAPITAL CAMPAIGNS	\$7,500	2/16/2005	FINANCE CONSULTING
CAPITAL CAMPAIGNS	\$7,500	3/14/2005	FINANCE CONSULTING
CAPITAL CAMPAIGNS	\$7,500	4/14/2005	FINANCE CONSULTING
CAPITAL CAMPAIGNS	\$7,500	5/12/2005	FINANCE CONSULTING
CAPITAL CAMPAIGNS	\$7,500	6/2/2005	FINANCE CONSULTING
CAPITAL CAMPAIGNS	\$7,500	7/14/2005	FINANCE CONSULTING
CAPITAL CAMPAIGNS	\$7,500	7/14/2005	FINANCE CONSULTING
CAPITAL CAMPAIGNS	\$7,500	8/4/2005	FINANCE CONSULTING
CAPITAL CAMPAIGNS	\$7,500	9/8/2005	FINANCE CONSULTING
CAPITAL CAMPAIGNS	\$7,500	9/16/2005	FINANCE CONSULTING
CAPITAL CAMPAIGNS	\$7,500	10/6/2005	FINANCE CONSULTING

CAPITAL CAMPAIGNS	\$7,500	11/10/2005	FINANCE CONSULTING
CAPITAL CAMPAIGNS	\$7,500	12/22/2005	FINANCE CONSULTING
CAPITAL CAMPAIGNS	\$7,500	1/19/2006	FINANCE CONSULTING
CAPITAL CAMPAIGNS	\$7,500	3/16/2006	FINANCE CONSULTING
CAPITAL CAMPAIGNS	\$7,500	5/3/2006	FINANCE CONSULTING
CAPITAL CAMPAIGNS	\$7,500	6/8/2006	FINANCE CONSULTING
CAPITAL CAMPAIGNS	\$7,500	7/13/2006	FINANCE CONSULTING
CAPITAL CAMPAIGNS	\$7,500	8/3/2006	FINANCE CONSULTING
CAPITAL CAMPAIGNS	\$7,237	5/3/2006	FINANCE CONSULTING

Commonwealth: Federal

Capital Campaigns 921 11th St Suite 420 Sacramento, California 95814		07/11/2006
	PRO-RATED CONSULTING	213.87
Capital Campaigns 921 11th St Suite 420 Sacramento, California 95814		07/19/2006
	PRO-RATED CONSULTING	85.88
Capital Campaigns 921 11th St Suite 420 Sacramento, California 95814		08/01/2006
	PRO-RATED CONSULTING	146.02
Capital Campaigns 921 11th St Suite 420 Sacramento, California 95814		09/19/2006
	PRO--RATED CONSULTING	16801.45
Capital Campaigns 921 11th St Suite 420 Sacramento, California 95814		09/19/2006
	PRO-RATED CONSULTING	1372.86

Commonwealth : IOWA

1)Commonwealth IOWA

07/19/2006 ID# Capital Campaigns Pro-rated Consulting 527.58
921 11th St, Suite 420
CK# 2293
Sacramento, CA 95814

2)Commonwealth IOWA

Capital Campaigns Pro-rated Consulting 58.41
921 11th St, Suite 420
CK# 2333

Sacramento, CA 95814

3) Commonwealth IOWA

09/19/2006 ID# Capital Campaigns Pro-rated Consulting 494.23
921 11 th St, Suite 420
CK# 2489

4) Commonwealth IOWA

Sacramento, CA 95814
09/19/2006 ID# Capital Campaigns Pro-rated Consulting 7742.60
921 11th St, Suite 420
CK# 2499
Sacramento, CA 95814

5) Commonwealth IOWA

10/11/2006 ID# Capital Campaigns Pro-rated Consulting 2300.00
921 11th St, Suite 420
CK# 2624
Sacramento, CA 95814

Commonwealth New Hampshire:

(Paper – not available on internet)

Commonwealth Michigan Disbursements not listed online

Commonwealth South Carolina Disbursements not listed online

Republican Governors Association

Recipient's name, mailing address and ZIP code Name of recipient's employer Amount of Expenditure

CAPITAL CAMPAIGNS N/A \$ 1117
921 11TH STREET, SUITE 420 Recipients's occupation Date of expenditure
SACRAMENTO, CA 95814 N/A 09/27/2006

Purpose of expenditure
CONSULTING, FUNDRAISING

Recipient's name, mailing address and ZIP code Name of recipient's employer Amount of Expenditure

CAPITAL CAMPAIGNS N/A \$ 9456
921 11TH STREET, SUITE 420 Recipients's occupation Date of expenditure
SACRAMENTO, CA 95814 N/A 04/03/2006

Purpose of expenditure
CONSULTING, FUNDRAISING

Roundtables/Important Finance Meetings with RWG

Date:	Location:	Host:
April 19	Memphis, TN	Meeting w/ Fred Smith – FedEx
April 24	New Orleans, LA	Sen. Vitter(w/ Boysie Bollinger, Joe Canizaro)
April 26	Kansas City, MO	Adele and Don Hall
May 1	Des Moines, IA	Marvin Pomeranz
May 1	Des Moines, IA	Green Rm of GM w Paul Singer & Jim Nicholson
May 9	Columbus, OH	John McConnell & OH GOP Bob Bennett
May 10	Detroit, MI	Mtg. & seated during DeVos Event with Amb. Ron Weiser
May 12	Denver, CO	Bruce Benson
May 12	Las Vegas, NV	Dinner w/Steve Wynn
May 15	Raleigh, NC	Meeting w/ Jim Culbertson
May 18	Atlanta, GA	Cigar night hosted by Fran Tarkenton, Jim Stephenson
May 31	New York-21 Club	Paul Singer/Brian Miller Event Committee
May 31	New York 21 Club	Sander Gerber Young Jewish Leadership
June 2	Denver, CO	Bruce Benson
June 6	New York-GP	The Legacy Group-George Seay
June 7	Chicago, IL	Pat Ryan
June 14	Oklahoma City	Aubrey McClendon/Clay Bennett
June 15	Dallas, TX	Tom Hicks
July 8	Hamptons	Event/Meeting with Carl & Gail Ichan
July 11	Arkansas	Meeting w/John Tyson
July 18	New York City	David Friedman/Marc Kasowitz
July 18	New York City	Meeting w/Stan O'Neal

Aug 16	Greenville, SC	Barry Wynn
Aug 17	Los Angeles (2)	Bill Simon/Elliott Broidy
Aug 18	San Francisco	Bill Simon/Bill Oberndorf
Aug 18	San Francisco	Hoover Institute hosted by George Shultz & Marty Anderson
Aug 23	Milwaukee, WI	Green Rm of GM w/Jim Klauser
Aug 29	Salt Lake City, UT	Chuck Warren/Patrick Byrne
Aug 30	Norfolk, VA	Jeff McWaters
Sept 6	Anaheim, CA (2)	Bill Simon, George Agyros, Paul Falino
Sept 6	Anaheim, CA	Meeting with Don Bren

State By State Tally: \$ Raised Bush-Cheney Events 2004

<u>State</u>	<u>City</u>	<u>Date</u>	<u>Money Raised</u>
AK	Anchorage	2/1/2004	\$81,235
			\$81,235
AL	Birmingham	11/3/2003	\$2,072,869
AL	Mobile	9/15/2003	\$446,350
			\$2,519,219
AR	Little Rock	11/10/2003	\$779,246
AR	Rogers	2/17/2004	\$158,960
			\$938,206
AZ	Phoenix	11/25/2003	\$1,836,279
			\$1,836,279
CA	San Fransisco	6/27/2003	\$1,505,579
CA	Los Angeles	6/27/2003	\$3,471,448
CA	San Diego	8/14/2003	\$846,571
CA	Orange County	8/15/2003	\$1,031,320
CA	Fresno	10/15/2003	\$806,039
CA	Riverside	10/15/2003	\$1,023,734
CA	Los Angeles	3/3/2004	\$813,245
CA	San Fransisco	3/4/2004	\$647,850
CA	Sacramento	8/6/2003	\$213,795
CA	Los Angeles	8/12/2003	\$970,705
CA	Los Angeles	1/14/2004	\$433,600
CA	Los Angeles	1/14/2004	\$542,475
CA	Orange County	2/17/2004	\$134,650
CA	San Fransisco	11/5/2003	\$43,635
CA	San Diego	1/20/2004	\$161,930
			\$12,646,576
CO	Denver	8/11/2003	\$1,029,564
CO	Denver	1/12/2004	\$247,750
CO	Denver	4/29/2004	\$11,250
			\$1,288,564
CT	Greenwich	1/29/2004	\$1,509,191
CT	Hartford	9/22/2003	\$531,705
			\$2,040,896
DC		6/17/2003	\$4,033,486
DC		3/31/2004	\$1,458,465
DC		10/29/2003	\$502,010

State By State Tally: \$ Raised Bush-Cheney Events 2004

DC		10/2/2003	\$69,400
DC		11/13/2003	\$41,575
DC		11/13/2003	\$36,632
DC		3/18/2004	\$261,872
DC		4/26/2004	\$64,856
DC		1/19/2004	\$50,450
			\$6,518,746
DE	Wilmington	11/10/2003	\$405,315
			\$405,315
FL	Miami Tampa	6/30/2003	\$2,144,990
FL	Tampa	6/30/2003	\$1,594,020
FL	Jacksonville	9/9/2003	\$1,754,920
FL	Fort Lauderdale	9/9/2003	\$1,374,040
FL	Orlando	11/13/2003	\$1,045,810
FL	Ft Meyers	11/13/2003	\$1,834,720
FL	Palm Beach	1/8/2004	\$1,456,105
FL	Miami	12/5/2003	\$234,367
FL	Davie	4/26/2004	\$5,950
			\$11,444,921
GA	Greensboro	6/20/2003	\$2,526,443
GA	Atlanta	1/15/2004	\$1,630,965
GA	Savannah	2/4/2004	\$261,080
GA	Atlanta	2/26/2004	\$139,360
GA	Atlanta	10/14/2003	\$76,510
			\$4,634,358
HI	Honolulu	10/24/2003	\$670,259
			\$670,259
IA	Des Moines	10/3/2003	\$262,203
			\$262,203
ID	Sun Valley	8/4/2003	\$148,815
			\$148,815
IL	Chicago	9/30/2003	\$3,968,571
IL			\$13,315
			\$3,981,886
IN	Indianapolis	9/5/2003	\$1,588,710
			\$1,588,710

State By State Tally: \$ Raised Bush-Cheney Events 2004

KS	Wichita	2/23/2004	<u>\$238,505</u> \$238,505
KY	Louisville	2/26/2004	\$1,363,033
KY	Bowling Green	12/8/2003	\$77,125
KY	Owensboro	12/8/2003	<u>\$64,755</u> \$1,504,913
LA	New Orleans	1/15/2004	<u>\$1,075,690</u> \$1,075,690
MA	Boston	3/25/2004	\$880,140
MA	Boston	6/23/2003	<u>\$1,570,020</u> \$2,450,160
MD	Baltimore	12/5/2003	\$846,245
MD	Potomac	3/11/2004	\$167,890
MD	Ocean City	11/15/2003	\$43,720
MD	Annapolis	2/6/2004	<u>\$23,155</u> \$1,081,010
ME	Portland	11/10/2003	<u>\$152,270</u> \$152,270
MI	Detroit	7/24/2003	\$2,180,075
MI	Detroit	12/1/2003	\$776,840
MI	Grand Rapids	6/30/2003	\$445,825
MI	Grand Rapids	3/30/2004	<u>\$0</u> \$3,402,740
MN	Minneapolis	8/26/2003	\$1,281,070
MN	Minneapolis	2/23/2004	<u>\$234,875</u> \$1,515,945
MO	St. Louis	1/5/2004	\$2,913,337
MO	Kansas City	9/16/2003	\$300,502
MO	Springfield	1/16/2004	<u>\$140,600</u> \$3,354,440
MS	Jackson	12/12/2003	<u>\$335,560</u> \$335,560
MT	Billings	8/6/2003	<u>\$175,927</u>

State By State Tally: \$ Raised Bush-Cheney Events 2004

			\$175,927
NC	Winston Salem	11/7/2003	\$1,201,801
NC	Charlotte	4/5/2004	\$1,343,025
NC	Raleigh	7/18/2003	\$538,280
			<u>\$3,083,106</u>
NE	Omaha	7/21/2003	\$691,685
			<u>\$691,685</u>
NH	Manchester	9/23/2003	\$232,933
			<u>\$232,933</u>
NJ	Newark	12/1/2003	\$1,141,525
NJ	Rumson	7/7/2003	\$916,700
NJ	Lakewood	3/22/2004	\$369,600
NJ	Cliffside Park	4/13/2004	\$0
			<u>\$2,427,825</u>
NM	Albuquerque	2/16/2004	\$183,290
NM	Albuquerque	9/13/2003	\$85,800
NM	Santa Fe	1/18/2004	\$104,420
			<u>\$373,510</u>
NV	Las Vegas	11/25/2003	\$1,358,350
NV	Las Vegas	7/21/2003	\$301,825
NV	Reno	1/20/2004	\$203,665
			<u>\$1,863,840</u>
NY	New York	6/23/2003	\$4,675,707
NY	Long Island	3/11/2004	\$1,782,510
NY	New York	10/24/2003	\$671,635
NY	New York	11/14/2003	\$499,285
NY	Syracuse	11/17/2003	\$220,726
NY	Rochester	11/17/2003	\$177,601
NY	Buffalo	11/17/2003	\$280,575
NY	Pawling	12/13/2003	\$166,885
NY	New York	1/21/2004	\$150,399
NY	New York	10/9/2003	\$408,845
NY	New York	2/18/2004	\$364,310
NY	Albany	7/29/2003	\$135,980
NY	New York	9/18/2003	\$34,405
			<u>\$9,568,863</u>

State By State Tally: \$ Raised Bush-Cheney Events 2004

OH	Cincinnati	9/30/2003	\$2,052,985
OH	Columbus	10/30/2003	\$1,523,215
OH	Akron/Canton	6/30/2003	\$656,225
OH	Cleveland	11/24/2003	\$777,095
OH	Dayton	3/26/2004	\$57,395
OH	Cincinnati	6/25/2003	\$795,325
OH	Toledo	2/27/2004	\$244,570
			\$6,106,810
OK	Oklahoma City	10/9/2003	\$316,341
			\$316,341
OR	Portland	8/21/2003	\$1,001,670
			\$1,001,670
PA	Philadelphia	9/15/2003	\$1,315,760
PA	Pittsburgh	12/2/2003	\$802,570
PA	Philadelphia	6/25/2003	\$609,056
PA	Philadelphia	11/6/2003	\$100,215
PA	Philadelphia	11/6/2003	\$48,455
PA	Philadelphia	11/13/2003	\$165,390
			\$3,041,446
PR	San Juan	2/20/2004	\$360,725
			\$360,725
RI	Newport	8/23/2003	\$105,882
			\$105,882
SC	Greenville	11/10/2003	\$1,611,366
SC	Columbia	7/28/2003	\$193,350
SC	Florence	9/4/2003	\$518,095
			\$2,322,811
SD	Souix Falls	9/1/2003	\$19,360
SD	Meeting	6/1/2003	\$132,000
			\$151,360
TN	Nashville	9/8/2003	\$1,360,872
TN	Knoxville	1/8/2004	\$1,099,195
TN	Memphis	9/29/2003	\$506,227
TN	Chattanooga	6/20/2003	\$563,639
			\$3,529,933

State By State Tally: \$ Raised Bush-Cheney Events 2004

TX	Dallas	7/18/2003	\$3,760,498
TX	Houston	7/19/2003	\$3,537,726
TX	San Antonio	10/30/2003	\$1,284,228
TX	Dallas	3/8/2004	\$1,542,298
TX	Houston	3/8/2004	\$1,721,882
TX	Fort Worth	10/16/2003	\$344,005
TX	Dallas	10/16/2003	\$609,004
TX	Austin	11/7/2003	\$393,949
TX	Houston	11/7/2003	\$574,054
TX	Tyler	10/30/2003	\$306,985
TX	Dallas	2/12/2004	\$292,855
TX	Houston	2/11/2004	\$237,650
TX	Austin	3/8/2004	\$290,255
TX	Corpus Christi	10/2/2003	\$108,650
TX	Lubbock	10/10/2003	\$89,263
TX	Wichita Falls	1/20/2004	\$32,448
TX	El Paso	1/13/2004	\$29,650
TX	Dallas	4/6/2004	\$88,600
TX	El Paso	4/6/2004	\$5,724
			\$15,249,724
UT	Salt Lake City	8/4/2003	\$268,611
			\$268,611
VA	Tysons Corner	12/11/2003	\$969,360
VA	Richmond	6/23/2003	\$432,180
VA	Roanoke	9/8/2003	\$178,825
VA	Norfolk	11/6/2003	\$174,950
VA	McClean	11/4/2003	\$100,318
VA	Richmond	11/5/2003	\$0
VA	Charlottesville	3/11/2004	\$93,810
			\$1,949,443
VT	Burlington	8/28/2003	\$100,050
VT	Burlington	1/8/2004	\$84,166
			\$184,216
WA	Seattle	8/22/2003	\$1,745,558
WA	Seattle		\$550
			\$1,746,108
WI	Milwaukee	10/3/2003	\$945,604
			\$945,604

State By State Tally: \$ Raised Bush-Cheney Events 2004

WV Charleston 11/6/2003 \$130,537
\$130,537

WY Jackson Hole 8/13/2003 \$325,025
\$325,025

MISC \$19,000
MISC \$860,850
MISC \$760,785
MISC \$389,847
MISC \$1,013,857
MISC \$182,514
MISC \$206,050
MISC \$363,292
MISC \$251,290
MISC \$157,940
MISC \$256,623
MISC \$6,220
\$4,468,268

opensecrets.org

The Basics

Election Overview

Who Gives

Who Gets

News

Get Local!

HOME | DONATE | SEARCH

Congress | Congressional Committees | Parties | Presidential Data | Congressional Races | 527 / Advocacy Groups

2004 Presidential Election

List All Candidates

Donor Demographics

Primaries Calendar

Candidate Comparison

Month-by-month Comparison

Donor Lookup

2000 Presidential cycle

George W. Bush (2001-Present)

2000 Election Overview

Previous Presidential Data

Bill Clinton (1993-2000)

Related Links

10/16/03 Press Release

7/18/03 Press Release

7/16/03 Press Release

6/5/03 Press Release

4/24/03 Press Release

4/17/03 Press Release

[FORMAT TO PRINT](#)THE CENTER
FOR RESPONSIVE
POLITICS

Candidate Comparison

2004 Presidential Election

Sector Totals

Select: Sectors

Agribusiness

George W. Bush █████ (\$4,923,904)
 John Kerry █ (\$785,831)
 Howard Dean | (\$168,520)
 John Edwards | (\$82,300)
 Wesley Clark | (\$93,043)
 Richard A. Gephardt | (\$136,850)
 Joe Lieberman | (\$117,168)
 Dennis J. Kucinich | (\$47,231)
 Bob Graham | (\$54,100)
 Ralph Nader | (\$17,450)
 Michael Badnarik | (\$8,875)
 Michael Anthony Peroutka | (\$400)
 Carol Moseley Braun | (\$6,700)
 Al Sharpton | (\$14,000)

Communic/Electronics

George W. Bush █████ (\$5,536,891)
 John Kerry █████ (\$9,566,711)
 Howard Dean █ (\$1,981,537)
 John Edwards █ (\$557,439)
 Wesley Clark █ (\$1,062,747)
 Richard A. Gephardt █ (\$746,593)
 Joe Lieberman █ (\$523,345)
 Dennis J. Kucinich | (\$211,197)
 Bob Graham | (\$133,850)
 Ralph Nader | (\$148,043)
 Michael Badnarik | (\$64,194)
 Michael Anthony Peroutka | (\$8,277)
 Carol Moseley Braun | (\$27,661)
 Al Sharpton | (\$68,250)

Construction

George W. Bush █████ (\$8,834,129)
 John Kerry █ (\$2,201,633)
 Howard Dean | (\$327,970)

John Edwards I (\$234,830)
 Wesley Clark I (\$224,913)
 Richard A. Gephardt I (\$315,475)
 Joe Lieberman I (\$306,198)
 Dennis J. Kucinich I (\$33,548)
 Bob Graham I (\$135,100)
 Ralph Nader I (\$20,083)
 Michael Badnarik I (\$10,460)
 Michael Anthony Peroutka I (\$3,784)
 Carol Moseley Braun I (\$7,950)
 Al Sharpton I (\$5,000)

Defense

George W. Bush ■ (\$819,358)
 John Kerry I (\$366,870)
 Howard Dean I (\$47,744)
 John Edwards I (\$16,200)
 Wesley Clark I (\$24,850)
 Richard A. Gephardt I (\$12,800)
 Joe Lieberman I (\$68,651)
 Dennis J. Kucinich I (\$4,305)
 Bob Graham I (\$2,750)
 Ralph Nader I (\$3,200)
 Michael Badnarik I (\$5,550)
 Michael Anthony Peroutka I (\$1,250)
 Carol Moseley Braun I (\$250)

Energy/Nat Resource

George W. Bush ■ (\$4,771,016)
 John Kerry ■ (\$725,767)
 Howard Dean I (\$95,786)
 John Edwards I (\$48,600)
 Wesley Clark I (\$69,350)
 Richard A. Gephardt I (\$76,174)
 Joe Lieberman I (\$94,050)
 Dennis J. Kucinich I (\$17,435)
 Bob Graham I (\$22,350)
 Ralph Nader I (\$7,950)
 Michael Badnarik I (\$5,600)
 Michael Anthony Peroutka I (\$1,250)
 Carol Moseley Braun I (\$12,000)
 Al Sharpton I (\$4,000)

Finance/Insur/RealEst

George W. Bush ■ (\$33,844,2

John Kerry ██████████ (\$14,055,247)
 Howard Dean ■ (\$1,879,620)
 John Edwards ■ (\$1,324,043)
 Wesley Clark ■ (\$1,474,469)
 Richard A. Gephardt ■ (\$1,847,142)
 Joe Lieberman ■ (\$2,886,876)
 Dennis J. Kucinich | (\$112,659)
 Bob Graham ■ (\$697,552)
 Ralph Nader | (\$140,291)
 Michael Badnarik | (\$42,675)
 Michael Anthony Peroutka | (\$12,832)
 Carol Moseley Braun | (\$70,550)
 Al Sharpton | (\$37,650)

Health

George W. Bush ██████████ (\$10,733,645)
 John Kerry ██████████ (\$6,882,290)
 Howard Dean ■ (\$1,413,565)
 John Edwards | (\$456,309)
 Wesley Clark ■ (\$499,274)
 Richard A. Gephardt ■ (\$503,890)
 Joe Lieberman ■ (\$730,530)
 Dennis J. Kucinich | (\$148,312)
 Bob Graham | (\$212,900)
 Ralph Nader | (\$56,378)
 Michael Badnarik | (\$24,775)
 Michael Anthony Peroutka | (\$17,567)
 Carol Moseley Braun | (\$10,861)
 Al Sharpton | (\$25,000)

Lawyers & Lobbyists

George W. Bush ██████████ (\$12,944,701)
 John Kerry ██████████ (\$23,370,438)
 Howard Dean ■ (\$1,764,021)
 John Edwards ██████████ (\$10,182,408)
 Wesley Clark ■ (\$1,646,699)
 Richard A. Gephardt ■ (\$2,988,976)
 Joe Lieberman ■ (\$1,953,100)
 Dennis J. Kucinich | (\$64,656)
 Bob Graham ■ (\$978,499)
 Ralph Nader | (\$87,781)
 Michael Badnarik | (\$1,300)
 Michael Anthony Peroutka | (\$5,700)
 Carol Moseley Braun | (\$45,500)
 Al Sharpton | (\$21,900)

Transportation

George W. Bush ■ (\$4,834,343)
John Kerry ■ (\$722,416)
Howard Dean I (\$134,117)
John Edwards I (\$103,350)
Wesley Clark I (\$92,742)
Richard A. Gephardt I (\$201,680)
Joe Lieberman I (\$97,500)
Dennis J. Kucinich I (\$23,516)
Bob Graham I (\$65,750)
Ralph Nader I (\$11,150)
Michael Badnarik I (\$10,901)
Michael Anthony Peroutka I (\$4,499)
Carol Moseley Braun I (\$7,000)
Al Sharpton I (\$4,450)

Misc Business

George W. Bush ■ (\$20,625,735)
John Kerry ■ (\$14,769,296)
Howard Dean ■ (\$2,005,468)
John Edwards ■ (\$1,104,510)
Wesley Clark ■ (\$1,317,394)
Richard A. Gephardt ■ (\$1,213,235)
Joe Lieberman ■ (\$1,420,881)
Dennis J. Kucinich I (\$263,965)
Bob Graham I (\$375,585)
Ralph Nader I (\$144,046)
Michael Badnarik I (\$57,513)
Michael Anthony Peroutka I (\$11,585)
Carol Moseley Braun I (\$46,710)
Al Sharpton I (\$54,149)

Labor

George W. Bush I (\$41,290)
John Kerry I (\$352,448)
Howard Dean I (\$19,081)
John Edwards I (\$24,400)
Wesley Clark I (\$14,150)
Richard A. Gephardt I (\$493,429)
Joe Lieberman I (\$8,750)
Dennis J. Kucinich I (\$16,640)
Bob Graham I (\$1,750)
Ralph Nader I (\$500)
Carol Moseley Braun I (\$15,000)
Al Sharpton I (\$6,200)

Ideology/Single-Issue

George W. Bush ■ (\$1,729,485)
 John Kerry ■ (\$737,502)
 Howard Dean I (\$262,413)
 John Edwards I (\$124,719)
 Wesley Clark I (\$76,200)
 Richard A. Gephardt I (\$180,279)
 Joe Lieberman I (\$360,080)
 Dennis J. Kucinich I (\$44,950)
 Bob Graham I (\$58,550)
 Ralph Nader I (\$11,800)
 Michael Badnarik I (\$2,500)
 Michael Anthony Peroutka I (\$10,600)
 Carol Moseley Braun I (\$41,040)
 Al Sharpton I (\$3,250)

Other

George W. Bush ██████████ (\$29,091,633)
 John Kerry ██████████ (\$31,167,837)
 Howard Dean █████ (\$5,679,613)
 John Edwards ■ (\$1,470,815)
 Wesley Clark ■ (\$2,196,128)
 Richard A. Gephardt ■ (\$1,011,089)
 Joe Lieberman ■ (\$1,328,472)
 Dennis J. Kucinich ■ (\$716,406)
 Bob Graham I (\$474,943)
 Ralph Nader I (\$327,002)
 Michael Badnarik I (\$102,029)
 Michael Anthony Peroutka I (\$36,580)
 Carol Moseley Braun I (\$70,228)
 Al Sharpton I (\$62,390)

BC'04 CONTRIBUTIONS				JANUARY				Date: 01/30/04			
HF	DEPOSIT	DNRS	AVE \$	DAILY	M-T-D TOTAL	BUDGET	% BDGT MET	Y-T-D TOTAL	B-T-M TOTAL	BUDGET(YEAR)	% B-YR MET
DIR MAIL	\$455,279	5,576	\$82	\$455,279	\$3,137,524	\$5,000,000	63%	\$29,710,681	\$31,573,471	\$54,495,227	55%
TELECOM	\$62,848	1,374	\$46	\$62,848	\$679,942	\$658,331	103%	\$1,279,680	\$1,258,069	\$3,608,069	35%
INTERNET	\$149,664	1,069	\$140	\$149,664	\$411,238	\$250,000	164%	\$3,531,515	\$3,370,276	\$5,770,276	61%
TOTAL	\$667,790	8,019	\$83	\$667,790	\$4,228,704	\$5,908,331	72%	\$34,521,876	\$36,201,816	\$63,873,572	54%
MJR DNRS	DEPOSIT	DNRS	AVE \$	DAILY	M-T-D TOTAL	BUDGET	% BDGT MET	Y-T-D TOTAL	B-T-M TOT	BUDGET(YEAR)	% B-YR MET
EVENTS	\$388,473	291	\$1,335	\$388,473	\$8,593,300	\$6,000,000	143%	\$110,747,400	\$108,207,471	\$117,207,471	94%
TOTAL	\$388,473	291	\$1,335	\$388,473	\$8,593,300	\$6,000,000	143%	\$110,747,400	\$108,207,471	\$117,207,471	94%
GRAND TOTAL				\$1,056,263	\$12,822,004	\$11,908,331	108%	\$145,269,276	\$144,409,287	\$181,081,043	80%
TOTAL DONORS				8,310	71,278			666,625	Unique Donors		
OVERALL \$ AVERAGE				\$127	\$180			\$218	539,905		
Jan Deposit Days :	22	Ave deposit per day needed to make budget:				\$541,288	Average deposit per day to date:				\$582,818.35
Remaining Deposit Days:	0	Remaining deposit amount per day needed to make budget:					#DIV/0!				

BC'04 CONTRIBUTIONS				February							Date: 02/27/04	
HF	DEPOSIT	DNRS	AVE \$	DAILY	M-T-D TOTAL	BUDGET	% BDGT MET	Y-T-D TOTAL	B-T-M TOTAL	BUDGET(YEAR)	% B-YR MET	
DIR MAIL	\$460,508	6,186	\$74	\$460,508	\$6,658,763	\$7,569,724	88%	\$36,369,442	\$37,280,402	\$54,495,227	67%	
TELECOM	\$34,176	832	\$41	\$34,176	\$710,865	\$1,278,390	56%	\$1,990,545	\$2,558,069	\$3,608,069	55%	
INTERNET	\$197,588	1,420	\$139	\$197,588	\$635,481	\$400,000	159%	\$4,166,996	\$3,931,515	\$5,770,590	72%	
TOTAL	\$692,272	8,438	\$82	\$692,272	\$8,005,109	\$9,248,114	87%	\$42,526,983	\$43,769,986	\$63,873,886	67%	
MJR DNRS	DEPOSIT	DNRS	AVE \$	DAILY	M-T-D TOTAL	BUDGET	% BDGT MET	Y-T-D TOTAL	B-T-M TOT	BUDGET(YEAR)	% B-YR MET	
EVENTS	\$361,856	297	\$1,218	\$361,856	\$5,354,090	\$4,000,000	134%	\$116,463,346	\$114,804,167	\$119,804,167	97%	
TOTAL	\$361,856	297	\$1,218	\$361,856	\$5,354,090	\$4,000,000	134%	\$116,463,346	\$114,804,167	\$119,804,167	97%	
GRAND TOTAL				\$1,054,128	\$13,359,199	\$13,248,114	101%	\$158,990,329	\$158,574,153	\$183,678,053	87%	
TOTAL DONORS				8,735	129,926			796,551	Unique Donors			
OVERALL \$ AVERAGE				\$121	\$103			\$200	628,279			
Feb Deposit Days :		19	Ave deposit per day needed to make budget:		\$697,269	Average deposit per day to date:		\$703,115.75				
Remaining Deposit Days:		0	Remaining deposit amount per day needed to make budget:			#DIV/0!						

BC'04 CONTRIBUTIONS				MARCH				Date: 03/31/04				
HF	DEPOSIT	DNRS	AVE \$	DAILY	M-T-D TOTAL	BUDGET	% BDGT MET	Y-T-D TOTAL	B-T-M TOTAL	BUDGET(YEAR)	% B-YR MET	
DIR MAIL	\$382,604	6,532	\$59	\$382,604	\$13,652,963	\$11,012,843	124%	\$50,022,405	\$47,382,286	\$67,512,844	74%	
TELECOM	\$17,373	434	\$40	\$17,373	\$818,291	\$1,050,000	78%	\$2,808,836	\$3,040,544	\$7,708,474	36%	
INTERNET			#DIV/0!	\$0	\$1,423,354	\$827,665	172%	\$5,590,350	\$4,994,660	\$7,816,995	72%	
TOTAL	\$399,977	6,966	\$57	\$399,977	\$15,894,608	\$12,890,508	123%	\$58,421,591	\$55,417,490	\$83,038,313	70%	
MJR DNRS	DEPOSIT	DNRS	AVE \$	DAILY	M-T-D TOTAL	BUDGET	% BDGT MET	Y-T-D TOTAL	B-T-M TOT	BUDGET(YEAR)	% B-YR MET	
EVENTS	\$417,835	330	\$1,266	\$417,835	\$10,242,109	\$9,702,881	106%	\$126,705,455	\$126,214,814	\$127,444,602	99%	
TOTAL	\$417,835	330	\$1,266	\$417,835	\$10,242,109	\$9,702,881	106%	\$126,705,455	\$126,214,814	\$127,444,602	99%	
GRAND TOTAL				\$817,812	\$26,136,717	\$22,593,389	116%	\$185,127,046	\$181,632,304	\$210,482,915	88%	
TOTAL DONORS				7,296	279,322			1,075,873	Unique Donors			
OVERALL \$ AVERAGE				\$112	\$94			\$172	808,834			
<i>Mar Deposit Days:</i>				23	<i>Ave deposit per day needed to make budget:</i>				\$982,321	<i>Average deposit per day to date:</i>		\$1,136,379.01
<i>Remaining Deposit Days In March:</i>				0	<i>Remaining deposit amount per day needed to make March budget:</i>				#DIV/0!			
<i>Deposit Days to Convention:</i>				106	<i>Remaining deposit amount per day needed to make budget before Convention:</i>				\$239,206			
<i>Direct Mail Remaining Budget:</i>				\$17,490,439	<i>Remaining deposit amount per day needed to make budget:</i>				\$165,004			
<i>Telemarketing Remaining Budget:</i>				\$4,899,638	<i>Remaining deposit amount per day needed to make budget:</i>				\$46,223			
<i>Internet Remaining Budget:</i>				\$2,226,645	<i>Remaining deposit amount per day needed to make budget:</i>				\$21,006			
<i>Events Remaining Budget:</i>				\$739,147	<i>Remaining deposit amount per day needed to make budget:</i>				\$6,973			

BC'04 CONTRIBUTIONS				APRIL							Date:	04/30/04
HF	DEPOSIT	DNRS	AVE \$	DAILY	M-T-D TOTAL	BUDGET	% BDGT MET	Y-T-D TOTAL	B-T-M TOTAL	BUDGET(YEAR)	% B-YR MET	
DIR MAIL	\$430,483	6,440	\$67	\$430,483	\$9,186,735	\$6,542,520	140%	\$59,209,140	\$56,564,926	\$69,513,000	85%	
TELECOM	\$101,734	2,492	\$41	\$101,734	\$1,289,207	\$1,409,456	91%	\$4,098,043	\$4,218,291	\$7,708,474	53%	
INTERNET	\$226,967	1,742	\$130	\$226,967	\$1,072,783	\$905,000	119%	\$6,663,133	\$6,495,350	\$8,817,685	76%	
TOTAL	\$759,184	10,674	\$71	\$759,184	\$11,548,725	\$8,856,976	130%	\$69,970,316	\$67,278,567	\$86,039,159	81%	
MJR DNRS	DEPOSIT	DNRS	AVE \$	DAILY	M-T-D TOTAL	BUDGET	% BDGT MET	Y-T-D TOTAL	B-T-M TOT	BUDGET(YEAR)	% B-YR MET	
EVENTS	\$118,165	120	\$985	\$118,165	\$4,274,797	\$4,564,523	94%	\$130,980,252	\$131,444,000	\$131,444,000	100%	
TOTAL	\$118,165	120	\$985	\$118,165	\$4,274,797	\$4,564,523	94%	\$130,980,252	\$131,444,000	\$131,444,000	100%	
GRAND TOTAL				\$877,349	\$15,823,522	\$13,421,499	118%	\$200,950,568	\$198,722,567	\$217,483,159	92%	
TOTAL DONORS				10,794	188,499			1,264,372	Unique Donors			
OVERALL \$ AVERAGE				\$81	\$84			\$159	934,898			
<i>Apr Deposit Days:</i>				22	<i>Ave deposit per day needed to make budget:</i>				\$610,068	<i>Average deposit per day to date:</i>		\$719,250.98
<i>Remaining Deposit Days In April:</i>				0	<i>Remaining deposit amount per day needed to make April budget:</i>				#DIV/0!			
<i>Deposit Days to Convention:</i>				85	<i>Remaining deposit amount per day needed to make budget before Convention:</i>				\$194,501			
<i>Direct Mail Remaining Budget:</i>				\$10,303,860	<i>Remaining deposit amount per day needed to make budget:</i>				\$121,222			
<i>Telemarketing Remaining Budget:</i>				\$3,610,431	<i>Remaining deposit amount per day needed to make budget:</i>				\$42,476			
<i>Internet Remaining Budget:</i>				\$2,154,552	<i>Remaining deposit amount per day needed to make budget:</i>				\$25,348			
<i>Events Remaining Budget:</i>				\$463,748	<i>Remaining deposit amount per day needed to make budget:</i>				\$5,456			

BC'04 CONTRIBUTIONS				MAY				Date: 05/28/04			
HF	DEPOSIT	DNRS	AVE \$	DAILY	M-T-D TOTAL	BUDGET	% BDGT MET	Y-T-D TOTAL	B-T-M TOTAL	BUDGET(YEAR)	% B-YR MET
DIR MAIL	\$511,648	7,226	\$71	\$511,648	\$9,413,733	\$7,228,186	130%	\$68,622,873	\$66,437,327	\$76,232,215	90%
TELECOM	\$73,155	1,769	\$41	\$73,155	\$1,667,051	\$1,458,474	114%	\$5,765,094	\$5,556,515	\$7,588,224	76%
INTERNET	\$145,628	1,127	\$129	\$145,628	\$831,542	\$900,000	92%	\$7,494,675	\$7,563,132	\$10,263,132	73%
TOTAL	\$730,430	10,122	\$72	\$730,430	\$11,912,326	\$9,586,660	124%	\$81,882,642	\$79,556,974	\$94,083,571	87%
MJR DNRS	DEPOSIT	DNRS	AVE \$	DAILY	M-T-D TOTAL	BUDGET	% BDGT MET	Y-T-D TOTAL	B-T-M TOT	BUDGET(YEAR)	% B-YR MET
EVENTS	\$133,852	160	\$837	\$133,852	\$1,227,059	\$481,559	255%	\$132,207,311	\$131,500,000	\$132,500,000	100%
TOTAL	\$133,852	160	\$837	\$133,852	\$1,227,059	\$481,559	255%	\$132,207,311	\$131,500,000	\$132,500,000	100%
GRAND TOTAL				\$864,282	\$13,139,385	\$10,068,219	131%	\$214,089,953	\$211,056,974	\$226,583,571	94%
TOTAL DONORS				10,282	226,775			1,491,147	Unique Donors		
OVERALL \$ AVERAGE				\$84	\$58			\$144	1,063,477		
May Deposit Days:		20		Ave deposit per day needed to make budget:		\$503,411		Average deposit per day to date:		\$656,969.24	
Remaining Deposit Days In May:		0		Remaining deposit amount per day needed to make May budget:		#DIV/0!					
Deposit Days to Convention:		65		Remaining deposit amount per day needed to make budget before Convention:		\$192,210					
Direct Mail Remaining Budget:		\$7,609,342		Remaining deposit amount per day needed to make budget:		\$117,067					
Telemarketing Remaining Budget:		\$1,823,130		Remaining deposit amount per day needed to make budget:		\$28,048					
Internet Remaining Budget:		\$2,768,457		Remaining deposit amount per day needed to make budget:		\$42,592					
Events Remaining Budget:		\$292,689		Remaining deposit amount per day needed to make budget:		\$4,503					

BC'04 CONTRIBUTIONS				JUNE							Date:	06/30/04
HF	DEPOSIT	DNRS	AVE \$	DAILY	M-T-D TOTAL	BUDGET	% BDGT MET	Y-T-D TOTAL	B-T-M TOTAL	BUDGET(YEAR)	% B-YR MET	
DIR MAIL	\$394,700	6,234	\$63	\$394,700	\$9,894,364	\$8,300,000	119%	\$78,517,237	\$77,142,359	\$84,289,704	93%	
TELECOM	\$17,068	372	\$46	\$17,068	\$1,475,103	\$1,416,423	104%	\$7,240,197	\$7,181,515	\$9,288,224	78%	
INTERNET		#DIV/0!		\$0	\$1,004,781	\$900,000	112%	\$8,499,456	\$8,394,674	\$10,194,674	83%	
TOTAL	\$411,768	6,606	\$62	\$411,768	\$12,374,248	\$10,616,423	117%	\$94,256,890	\$92,718,548	\$103,772,602	91%	
MJR DNRS	DEPOSIT	DNRS	AVE \$	DAILY	M-T-D TOTAL	BUDGET	% BDGT MET	Y-T-D TOTAL	B-T-M TOT	BUDGET(YEAR)	% B-YR MET	
EVENTS	\$124,248	285	\$436	\$124,248	\$750,061	\$516,515	145%	\$132,957,372	\$132,675,000	\$133,500,000	100%	
TOTAL	\$124,248	285	\$436	\$124,248	\$750,061	\$516,515	145%	\$132,957,372	\$132,675,000	\$133,500,000	100%	
OTHER		#DIV/0!		\$0			#DIV/0!	\$1,281,371		\$4,061,130	32%	
TOTAL	\$0	0	#DIV/0!	\$0	\$0	\$0	#DIV/0!	\$1,281,371	\$0	\$4,061,130	32%	
GRAND TOTAL				\$536,016	\$13,124,309	\$11,132,938	118%	\$228,495,633	\$225,393,548	\$241,333,732	95%	
TOTAL DONORS				6,891	226,758			1,717,905	Unique Donors			
OVERALL \$ AVERAGE				\$78	\$58			\$133	1,148,878			
<i>June Deposit Days :</i>		22	<i>Ave deposit per day needed to make budget:</i>		\$506,043	<i>Average deposit per day to date:</i>		\$596,559.50				
<i>Remaining Deposit Days In June:</i>		0	<i>Remaining deposit amount per day needed to make June budget:</i>		#DIV/0!							
<i>Deposit Days to Convention:</i>		43	<i>Remaining deposit amount per day needed to make budget before Convention:</i>		\$298,560							
<i>Direct Mail Remaining Budget:</i>		\$5,772,467	<i>Remaining deposit amount per day needed to make budget:</i>		\$134,243							
<i>Telemarketing Remaining Budget:</i>		\$2,048,027	<i>Remaining deposit amount per day needed to make budget:</i>		\$47,629							
<i>Internet Remaining Budget:</i>		\$1,695,218	<i>Remaining deposit amount per day needed to make budget:</i>		\$39,424							
<i>Events Remaining Budget:</i>		\$542,628	<i>Remaining deposit amount per day needed to make budget:</i>		\$12,619							
<i>Other Remaining Budget:</i>		\$2,779,759	<i>Remaining deposit amount per day needed to make budget:</i>		\$64,646							

BC'04 CONTRIBUTIONS				JULY				Date: 07/30/04				
HF	DEPOSIT	DNRS	AVE \$	DAILY	M-T-D TOTAL	BUDGET	% BDGT MET	Y-T-D TOTAL	B-T-M TOTAL	BUDGET(YEAR)	% B-YR MET	
DIR MAIL	\$724,729	9,687	\$75	\$724,729	\$10,066,263	\$9,000,000	112%	\$88,583,500	\$87,517,237	\$90,000,000	98%	
TELECOM	\$99,601	2,087	\$48	\$99,601	\$1,778,736	\$1,573,390	113%	\$9,018,933	\$8,813,586	\$9,288,224	97%	
INTERNET	\$342,642	3,217	\$107	\$342,642	\$1,656,906	\$1,800,000	92%	\$10,156,362	\$10,408,197	\$11,308,197	90%	
TOTAL	\$1,166,972	14,991	\$78	\$1,166,972	\$13,501,905	\$12,373,390	109%	\$107,758,795	\$106,739,020	\$110,596,421	97%	
MJR DNRS	DEPOSIT	DNRS	AVE \$	DAILY	M-T-D TOTAL	BUDGET	% BDGT MET	Y-T-D TOTAL	B-T-M TOT	BUDGET(YEAR)	% B-YR MET	
EVENTS	\$12,010	14	\$858	\$12,010	\$550,077	\$500,000	110%	\$133,507,449	\$133,489,530	\$133,700,000	100%	
TOTAL	\$12,010	14	\$858	\$12,010	\$550,077	\$500,000	110%	\$133,507,449	\$133,489,530	\$133,700,000	100%	
NEW REVENUE TOTAL				\$1,178,982	\$14,051,982	\$12,873,390	109%	\$241,266,244	\$240,228,550	\$244,296,421	99%	
OTHER			#DIV/0!	\$0			#DIV/0!	\$1,381,923		\$4,061,130	34%	
TOTAL	\$0	0	#DIV/0!	\$0	\$0	\$0	#DIV/0!	\$1,381,923	\$0	\$4,061,130	34%	
GRAND TOTAL				\$1,178,982	\$14,051,982	\$12,873,390	109%	\$242,648,167	\$240,228,550	\$248,357,551	98%	
TOTAL DONORS				15,005	227,655			1,945,560	Unique Donors			
OVERALL \$ AVERAGE				\$79	\$62			\$124	1,239,133			
<i>July Deposit Days:</i>		21		<i>Ave deposit per day needed to make budget:</i>				\$613,019		<i>Average deposit per day to date:</i>		\$669,142.01
<i>Remaining Deposit Days In July:</i>		0		<i>Remaining deposit amount per day needed to make July budget:</i>				#DIV/0!				
<i>Deposit Days to Convention:</i>		22		<i>Remaining deposit amount per day needed to make budget before Convention:</i>				\$137,735				
<i>Direct Mail Remaining Budget:</i>				\$1,416,500				<i>Remaining deposit amount per day needed to make budget:</i>				\$64,386
<i>Telemarketing Remaining Budget:</i>				\$269,291				<i>Remaining deposit amount per day needed to make budget:</i>				\$12,241
<i>Internet Remaining Budget:</i>				\$1,151,835				<i>Remaining deposit amount per day needed to make budget:</i>				\$52,356
<i>Events Remaining Budget:</i>				\$192,551				<i>Remaining deposit amount per day needed to make budget:</i>				\$8,752

BC'04 CONTRIBUTIONS				AUGUST							Date:	8/31/2004C
HF	DEPOSIT	DNRS	AVE \$	DAILY	M-T-D TOTAL	BUDGET	% BDGT MET	Y-T-D TOTAL	B-T-M TOTAL	BUDGET(YEAR)	% B-YR MET	
DIR MAIL	\$264,728	4,186	\$63	\$264,728	\$12,028,683	\$12,000,000	100%	\$100,612,183	\$100,573,499	\$100,573,499	100%	
TELECOM	\$89,675	1,072	\$84	\$89,675	\$2,023,227	\$1,800,000	112%	\$11,042,160	\$10,818,931	\$10,818,931	102%	
INTERNET	\$755,411	5,171	\$146	\$755,411	\$3,566,213	\$3,300,000	108%	\$13,722,575	\$13,456,361	\$13,456,361	102%	
TOTAL	\$1,109,814	10,429	\$106	\$1,109,814	\$17,618,123	\$17,100,000	103%	\$125,376,918	\$124,848,791	\$124,848,791	100%	
MJR DNRS	DEPOSIT	DNRS	AVE \$	DAILY	M-T-D TOTAL	BUDGET	% BDGT MET	Y-T-D TOTAL	B-T-M TOT	BUDGET(YEAR)	% B-YR MET	
EVENTS	\$12,030	26	\$463	\$12,030	\$709,467	\$447,542	159%	\$134,216,916	\$134,058,284	\$134,058,284	100%	
TOTAL	\$12,030	26	\$463	\$12,030	\$709,467	\$447,542	159%	\$134,216,916	\$134,058,284	\$134,058,284	100%	
NEW REVENUE TOTAL	10,455	\$107	\$1,121,844	\$18,327,590	\$17,547,542	104%	\$259,593,834	\$258,907,075	\$258,907,075	100%		
OTHER		#DIV/0!	\$0	\$0	\$0	\$0	#DIV/0!	\$4,416,944	\$4,416,944	\$4,416,944	100%	
TOTAL	\$0	0	#DIV/0!	\$0	\$0	\$0	#DIV/0!	\$4,416,944	\$4,416,944	\$4,416,944	100%	
PRIMARY TOTAL	10,455	\$107	\$1,121,844	\$18,327,590	\$17,547,542	104%	\$264,010,778	\$263,324,019	\$263,324,019	100%		
GELAC	\$60,421	57	\$1,060	\$60,421	\$0	\$0	#DIV/0!	\$6,068,020	\$17,000,000	\$17,000,000	36%	
TOTAL	\$60,421	57	\$1,060	\$60,421	\$0	\$0	#DIV/0!	\$6,068,020	\$17,000,000	\$17,000,000	36%	
GRAND TOTAL	10,512	\$112	\$1,182,265	\$18,327,590	\$17,547,542	104%	\$270,078,798	\$280,324,019	\$280,324,019	96%		
TOTAL DONORS (Not including GELAC)		10,455	252,935					2,198,602	Unique Donors			
OVERALL \$ AVE (Not including GELAC/Other Rev)		\$107	\$72					\$118	1,321,363			
August Deposit Days:		25	Ave deposit per day needed to make budget:		\$701,902	Average deposit per day to date:		\$733,103.61				
Remaining Deposit Days In August:		0	Remaining deposit amount per day needed to make August budget:		#DIV/0!							
Deposit Days to Convention:		0	Remaining deposit amount per day needed to make budget before Convention:		#DIV/0!							
Direct Mail Remaining Budget:			(\$38,684)	Remaining deposit amount per day needed to make budget:		#DIV/0!						
Telemarketing Remaining Budget:			(\$223,229)	Remaining deposit amount per day needed to make budget:		#DIV/0!						
Internet Remaining Budget:			(\$266,214)	Remaining deposit amount per day needed to make budget:		#DIV/0!						
Events Remaining Budget:			(\$158,632)	Remaining deposit amount per day needed to make budget:		#DIV/0!						

Month	Mail Date	Package	Signer	Mail Segment	Qty Mailed	Gross	Cost	Net	GPP	CPP	NPP	Resp	% Resp	Ave \$	COF
May-03	5/19/03	GWB Kick Off	GWB	Masterfile	2,140,121	\$5,370,100	\$813,246	\$4,556,854	\$2.51	\$0.38	\$2.13	101,550	4.75%	\$52.88	15.14%
Jul-03	7/14/03	Cheney Letter	DC	Masterfile	1,444,054	\$2,147,332	\$649,824	\$1,497,508	\$1.49	\$0.45	\$1.04	42,791	2.96%	\$50.18	30.26%
	7/16/03	Cheney Letter	DC	BC04	51,140	\$219,695	\$21,990	\$197,705	\$4.30	\$0.43	\$3.87	5,348	10.46%	\$41.08	10.01%
	8/6/03	Upgrade	MR	\$50+ BC04	49,615	\$414,649	\$29,769	\$384,880	\$8.36	\$0.60	\$7.76	1,805	3.64%	\$229.72	7.18%
Aug-03	8/27/03	Hard Card	MR	Master file	1,656,181	\$2,091,236	\$742,731	\$1,348,506	\$1.26	\$0.45	\$0.81	47,506	2.87%	\$44.02	35.52%
	8/20/03	Hard Card	MR	BC04	98,818	\$337,412	\$44,316	\$293,096	\$3.41	\$0.45	\$2.97	10,238	10.36%	\$32.96	13.13%
Sep-03	9/12/03	Follow Up	GWB	Master file	1,654,505	\$1,752,458	\$661,802	\$1,090,656	\$1.06	\$0.40	\$0.66	34,347	2.08%	\$51.02	37.76%
	9/12/03	Follow Up	GWB	BC04	98,613	\$327,888	\$38,459	\$289,429	\$3.32	\$0.39	\$2.93	7,932	8.04%	\$41.34	11.73%
	9/12/03	Upgrade	MR	\$50+ BC04	7,801	\$47,728	\$4,681	\$43,047	\$6.12	\$0.60	\$5.52	163	2.09%	\$292.81	9.81%
Oct-03	10/3/03	Photo	MR	Masterfile	1,540,699	\$3,553,322	\$662,501	\$2,890,821	\$2.31	\$0.43	\$1.88	85,723	5.56%	\$41.45	18.64%
	10/3/03	Photo	MR	BC04	143,568	\$800,047	\$77,527	\$722,520	\$5.57	\$0.54	\$5.03	21,082	14.68%	\$37.95	9.69%
	10/15/03	Upgrade	MR	\$50+ BC04	111,919	\$187,499	\$67,151	\$120,348	\$1.68	\$0.60	\$1.08	1,989	1.78%	\$94.27	35.81%
	10/17/04	Upgrade/Lapel Pin	MR	Active	1,536	\$47,204	\$3,138	\$44,067	\$30.73	\$2.04	\$28.69	342	22.27%	\$138.02	6.65%
	10/24/03	File Card	KM	Masterfile	1,053,586	\$990,357	\$453,042	\$537,315	\$0.94	\$0.43	\$0.51	19,989	1.90%	\$49.55	45.75%
	10/24/03	File Card	KM	BC04	191,700	\$487,175	\$84,348	\$402,827	\$2.54	\$0.44	\$2.10	11,649	6.08%	\$41.82	17.31%
Nov-03	11/5/03	Year Out	DC	Masterfile	1,271,039	\$896,754	\$444,864	\$451,890	\$0.71	\$0.35	\$0.36	16,183	1.27%	\$55.41	49.61%
	11/5/03	Year Out	DC	BC04	225,199	\$366,213	\$81,072	\$285,141	\$1.63	\$0.36	\$1.27	7,662	3.40%	\$47.80	22.14%
	11/26/03	Upgrade	MR	\$50+ BC04	36,807	\$170,627	\$22,084	\$148,543	\$4.64	\$0.60	\$4.04	931	2.53%	\$183.27	12.94%
Dec-03	11/24/03	Dual Memo	GWB/K	BC04	287,651	\$661,128	\$112,184	\$548,944	\$2.30	\$0.39	\$1.91	15,156	5.27%	\$43.62	16.97%
	11/24/03	Dual Memo	GWB/K	Masterfile	1,013,990	\$1,148,408	\$385,316	\$763,092	\$1.13	\$0.38	\$0.75	17,742	1.75%	\$64.73	33.55%

Month	Mail Date	Package	Signer	Mail Segment	Qty Mailed	Gross	Cost	Net	GPP	CPP	NPP	Resp	% Resp	Ave \$	COF
	11/28/04	Upgrade/Lapel Pins	MR	Actives	1,295	\$21,439	\$2,646	\$18,793	\$16.56	\$2.04	\$14.51	295	22.78%	\$72.67	12.34%
	12/8/03	Mercer Letter	MR	BFP	165,935	\$615,030	\$99,561	\$515,469	\$3.71	\$0.60	\$3.11	4,941	2.98%	\$124.47	16.19%
	12/30/04	Upgrade/Lapel Pins	MR	Actives	1,245	\$18,036	\$2,543	\$15,492	\$14.49	\$2.04	\$12.44	272	21.85%	\$66.31	14.10%
Jan-04	1/14/03	Election Year Gift	GWB	Masterfile	1,370,446	\$2,456,285	\$493,361	\$1,962,924	\$1.79	\$0.36	\$1.43	38,179	2.79%	\$64.34	20.09%
	1/14/03	Election Year Gift	GWB	BC04	343,628	\$1,887,267	\$123,706	\$1,763,561	\$5.49	\$0.36	\$5.13	36,423	10.60%	\$51.82	6.55%
	1/28/04	Upgrade/Certificate	MR	\$50+ BC04	191,659	\$1,258,638	\$218,491	\$1,040,146	\$6.57	\$1.14	\$5.43	6,435	3.36%	\$195.59	17.36%
Feb-04	2/4/03	2 Three Envelopes	DC	Masterfile	935,668	\$936,564	\$381,753	\$554,811	\$1.00	\$0.41	\$0.59	15,766	1.68%	\$59.40	40.76%
	2/4/03	2 Three Envelopes	DC	BC04	408,241	\$1,189,684	\$166,562	\$1,023,122	\$2.91	\$0.41	\$2.51	23,476	5.75%	\$50.68	14.00%
	2/4/04	Mercer Letter	MR	BFP	421,899	\$320,150	\$165,760	\$154,390	\$0.76	\$0.39	\$0.37	6,984	1.66%	\$45.84	51.78%
	2/25/04	Upgrade/Urgent Appeal	MR	\$50+ BC04	144,509	\$1,567,237	\$197,457	\$1,359,780	\$10.78	\$1.37	\$9.41	8,850	6.12%	\$175.56	12.68%
Mar-04	3/3/03	2004 Hard Card	MR	Masterfile	1,179,925	\$1,868,105	\$560,181	\$1,307,924	\$1.58	\$0.47	\$1.11	33,538	2.84%	\$55.70	29.99%
	3/3/03	2004 Hard Card	MR	BC04	419,379	\$1,617,047	\$199,104	\$1,417,943	\$3.86	\$0.47	\$3.38	36,424	8.69%	\$44.40	12.31%
	3/24/04	Upgrade/Election Map	MR	\$50+ BC04	219,627	\$909,430	\$225,495	\$683,934	\$4.14	\$1.03	\$3.11	4,822	2.20%	\$188.60	24.80%
Apr-04	3/24/04	TV Appeal	GWB	Masterfile	1,218,294	\$2,273,691	\$473,283	\$1,800,409	\$1.87	\$0.39	\$1.48	33,158	2.72%	\$68.57	20.82%
	3/24/04	TV Appeal	GWB	\$5-49.99	352,429	\$585,132	\$136,912	\$448,220	\$1.66	\$0.39	\$1.27	26,247	7.45%	\$22.29	23.40%
	4/7/04	TV Appeal	GWB	\$50+	209,120	\$1,274,948	\$81,239	\$1,193,709	\$6.10	\$0.39	\$5.71	10,589	5.06%	\$120.40	6.37%
	4/14/03	Lapel Pins	MR	\$50+ BC04	3,533	\$81,317	\$7,217	\$74,100	\$23.02	\$2.04	\$20.97	457	12.94%	\$177.94	8.68%
	4/21/04	Campaign Photo	MR	BC04	689,367	\$2,394,112	\$369,094	\$2,025,018	\$3.47	\$0.54	\$2.94	60,994	8.85%	\$39.25	15.42%
	4/21/04	Campaign Photo	MR	Masterfile	1,045,019	\$1,556,116	\$559,514	\$996,602	\$1.49	\$0.54	\$0.95	32,830	3.14%	\$47.40	35.96%
May-04	5/5/04	Upgrade/Lapel Pin	MR	\$50+ BC04	200,000	\$1,097,296	\$147,390	\$949,906	\$5.49	\$0.74	\$4.75	9,532	4.77%	\$115.12	13.43%

Month	Mail Date	Package	Signer	Mail Segment	Qty Mailed	Gross	Cost	Net	GPP	CPP	NPP	Resp	% Resp	Ave \$	COF
	5/19/04	Media Buy/Express	MR	BC04	807,939	\$1,466,463	\$395,139	\$1,071,324	\$1.82	\$0.49	\$1.33	26,030	3.22%	\$56.34	26.95%
	5/19/04	Personal Appeal	LB	Masterfile	815,353	\$1,469,250	\$320,442	\$1,148,808	\$1.80	\$0.39	\$1.41	25,186	3.09%	\$58.34	21.81%
Jun-04	6/2/04	Personal Appeal	LB	BC04	907,174	\$2,173,083	\$356,528	\$1,816,555	\$2.40	\$0.39	\$2.00	52,763	5.82%	\$41.19	16.41%
	6/16/04	Media Appeal	GWB	BC04	1,006,255	\$2,169,077	\$445,982	\$1,723,095	\$2.16	\$0.44	\$1.71	38,684	3.84%	\$56.07	20.56%
	6/21/04	Media Appeal	GWB	Masterfile	830,175	\$1,738,874	\$367,942	\$1,370,932	\$2.09	\$0.44	\$1.65	26,250	3.16%	\$66.24	21.16%
	6/30/04	Bumper Sticker	GWB	BC04	985,188	\$3,178,104	\$456,566	\$2,721,538	\$3.23	\$0.46	\$2.76	66,104	6.71%	\$48.08	14.37%
	7/7/04	Bumper Sticker	GWB	Masterfile	909,744	\$1,969,621	\$421,603	\$1,548,019	\$2.17	\$0.46	\$1.70	34,047	3.74%	\$57.85	21.41%
	7/21/04	Two Envelope	MR	BC04	1,051,738	\$3,445,063	\$429,372	\$3,015,691	\$3.28	\$0.41	\$2.87	53,458	5.08%	\$64.44	12.46%
	8/2/04	Media/Bumper Sticker	MR	BC04	1,102,723	\$4,324,366	\$497,659	\$3,826,707	\$3.92	\$0.45	\$3.47	68,475	6.21%	\$45.00	11.51%
				Total:	31,016,049	\$67,868,658	\$13,702,546	\$54,166,112	\$2.19	\$0.44	\$1.75	1,231,337	3.97%	\$55.12	20.19%
On-Going Mailings:															
Month	Mail Date	Package	Signer	Mail Segment	Qty Mailed	Gross	Cost	Net	GPP	CPP	NPP	Resp	% Resp	Ave \$	COF
		Thank You Letter	MR	All 2+ X Donors	742,955	\$2,150,803	\$334,330	\$1,816,473	\$2.89	\$0.45	\$2.44	56,985	7.67%	\$37.74	15.54%
		Thank You Letter	GWB	All Donors	1,350,000	\$0	\$648,000	(\$648,000)	\$0.00	\$0.48	(\$0.48)	0	0.00%	\$0.00	#DIV/0!
		Miscellaneous Direct Mail Returns				\$3,762,236						37,892		\$99.29	
		Upgrade Thank Yous	MR		33,835	\$296,295	\$20,301	\$275,994	\$8.76	\$0.60	\$8.16	2,649	7.83%	\$111.85	6.85%
		Sub Total Master File/House File			33,142,839	\$74,077,991	\$14,705,177	\$55,334,585	\$2.24	\$0.45	\$1.67	1,328,863	4.01%	\$55.75	19.85%
		Sub Total Prospecting			46,072,804	\$30,257,481	\$18,971,320	\$11,286,161	\$0.66	\$0.41	\$0.24	497,106	1.01%	\$50.04	62.70%
		Estimated BRE Costs					\$625,000								
		Grand Total House File/Master File and Prospecting			79,215,643	\$104,335,472	\$34,301,496	\$66,620,746	\$1.32	\$0.45	\$0.84	1,825,969	2.31%	\$57.14	32.88%








Month	Mail Date	Package	Signer	Qty Mailed	Gross	Cost	Net	GPP	CPP	NPP	Resp	% Resp	Ave \$	COF	ROC	
Jun-03	6/9/03	Kickoff	GWB	1	475,720	\$361,208	\$255,100	\$106,108	\$0.76	\$0.54	\$0.22	5,142	1.08%	\$70.25	70.62%	141.59%
Aug-03	7/30/03	Kickoff 2	GWB	2	820,804	\$475,737	\$352,946	\$122,792	\$0.58	\$0.43	\$0.15	8,179	1.00%	\$58.17	74.19%	134.79%
	7/31/03	Cheney Letter	DC	3	499,891	\$264,712	\$219,952	\$44,760	\$0.53	\$0.44	\$0.09	3,498	0.70%	\$75.68	83.09%	120.35%
	8/27/03	Hard Card	MR	4	520,401	\$243,983	\$274,251	(\$30,268)	\$0.47	\$0.53	(\$0.06)	3,409	0.66%	\$71.57	112.41%	88.96%
Sep-03	9/10/03	Follow Up	GWB	5	520,098	\$120,807	\$205,959	(\$85,152)	\$0.23	\$0.40	(\$0.16)	1,527	0.29%	\$79.11	170.49%	58.66%
	9/10/03	Kickoff 3	GWB	6	913,587	\$608,808	\$389,188	\$219,620	\$0.67	\$0.43	\$0.24	8,531	0.93%	\$71.36	63.93%	156.43%
Oct-03	10/3/03	Photo	MR	7	855,987	\$643,944	\$387,762	\$256,182	\$0.75	\$0.45	\$0.30	12,491	1.46%	\$51.55	60.22%	166.07%
	10/8/03	Cheney 2	DC	8	780,597	\$285,057	\$370,784	(\$85,726)	\$0.37	\$0.48	(\$0.11)	3,021	0.39%	\$94.36	130.07%	76.88%
	10/15/03	Kickoff 4	GWB	9	749,076	\$332,105	\$267,420	\$64,685	\$0.45	\$0.36	\$0.09	5,039	0.67%	\$65.91	80.52%	124.19%
	10/24/03	Kickoff 5	GWB	9	510,360	\$182,055	\$216,393	(\$34,337)	\$0.45	\$0.42	(\$0.07)	2,840	0.56%	\$64.10	118.86%	84.13%
Nov-03	11/5/03	Year Out	DC	10	1,131,554	\$246,176	\$465,069	(\$218,893)	\$0.22	\$0.41	(\$0.19)	3,778	0.33%	\$65.16	188.92%	52.93%
	11/26/03	Kickoff 6	GWB	11	911,108	\$376,762	\$383,576	(\$6,814)	\$0.41	\$0.42	(\$0.01)	4,952	0.54%	\$76.08	101.81%	98.22%
Dec-03	12/1/03	Photo 2	MR	12	1,476,548	\$1,292,397	\$657,064	\$635,333	\$0.88	\$0.45	\$0.43	21,813	1.48%	\$59.25	50.84%	196.69%
Jan-04	12/30/03	Photo 3	MR	13	2,366,387	\$1,761,398	\$903,960	\$857,438	\$0.74	\$0.38	\$0.36	35,983	1.52%	\$48.95	51.32%	194.85%
	1/20/04	Election Year	GWB	14	971,171	\$523,106	\$416,632	\$106,474	\$0.54	\$0.43	\$0.11	7,576	0.78%	\$69.05	79.65%	125.56%
Feb-04	1/30/04	Photo 4	MR	15	3,024,661	\$3,122,082	\$1,430,665	\$1,691,417	\$1.03	\$0.47	\$0.56	47,645	1.58%	\$65.53	45.82%	218.23%
	2/14/04	Kickoff 7	GWB	16	1,469,991	\$1,089,876	\$527,727	\$562,150	\$0.74	\$0.36	\$0.38	13,769	0.94%	\$79.15	48.42%	206.52%
	2/15/04	Photo 5	MR	17	2,958,938	\$2,363,423	\$1,038,025	\$1,325,398	\$0.80	\$0.35	\$0.45	53,705	1.82%	\$44.01	43.92%	227.68%
Mar-04	3/1/04	Photo 6	MR	19	3,434,890	\$2,609,903	\$1,477,346	\$1,132,557	\$0.76	\$0.43	\$0.33	48,471	1.41%	\$53.84	56.61%	176.66%
	3/15/04	2004 Hard Card	MR	20	1,400,052	\$775,145	\$754,894	\$20,251	\$0.55	\$0.54	\$0.01	11,303	0.81%	\$68.58	97.39%	102.68%

















































Month	Mail Date	Package	Signer	Qty Mailed	Gross	Cost	Net	GPP	CPP	NPP	Resp	% Resp	Ave \$	COF	ROC	
Apr-04	4/2/04	Photo 7	MR	21	1,905,010	\$1,141,051	\$739,144	\$401,907	\$0.60	\$0.39	\$0.21	18,902	0.99%	\$60.37	64.78%	154.37%
	4/5/04	TV Appeal	GWB	22	1,699,930	\$1,048,752	\$707,188	\$341,564	\$0.62	\$0.42	\$0.20	10,622	0.62%	\$98.73	67.43%	148.30%
	4/21/04	Photo 2.1	MR	23	2,360,471	\$1,229,242	\$991,398	\$237,845	\$0.52	\$0.42	\$0.10	19,638	0.83%	\$62.60	80.65%	123.99%
May-04	4/26/04	Photo 8	MR	24	3,409,347	\$2,405,574	\$1,397,832	\$1,007,742	\$0.71	\$0.41	\$0.30	49,064	1.44%	\$49.03	58.11%	172.09%
	5/5/04	Kickoff 8	GWB	25	1,693,609	\$964,693	\$711,316	\$253,377	\$0.57	\$0.42	\$0.15	9,042	0.53%	\$106.69	73.73%	135.62%
	5/10/04	Photo 9	MR	26	2,849,427	\$1,428,274	\$1,236,737	\$191,537	\$0.50	\$0.43	\$0.07	26,670	0.94%	\$53.55	86.59%	115.49%
	5/24/04	Laura Bush	MR	27	588,237	\$344,476	\$247,818	\$96,657	\$0.59	\$0.42	\$0.16	4,140	0.70%	\$83.21	71.94%	139.00%
	6/14/04	Photo 10	MR	28	1,633,424	\$913,032	\$669,704	\$243,328	\$0.56	\$0.41	\$0.15	15,854	0.97%	\$57.59	73.35%	136.33%
	7/19/04	June POTUS	GWB	29	639,192	\$1,226,127	\$299,979	\$926,148	\$1.92	\$0.47	\$1.45	8,107	1.27%	\$151.24	24.47%	408.74%
	8/2/04	Bumper Sticker	GWB	30	1,035,817	\$926,153	\$493,588	\$432,565	\$0.89	\$0.48	\$0.42	11,344	1.10%	\$81.64	53.29%	187.64%
	8/2/04	NC Dr Letter	GWB	31	15,000	\$14,148	\$9,178	\$4,970	\$0.94	\$0.61	\$0.33	167	1.11%	\$84.72	64.87%	154.15%
	8/9/05	Bumper Sticker	GWB	32	498,922	\$271,808	\$201,210	\$70,597	\$0.54	\$0.40	\$0.14	6,350	1.27%	\$42.80	74.03%	135.09%
	8/16/04	Voter Survey	GWB	33	1,952,597	\$665,468	\$526,615	\$138,852	\$0.34	\$0.27	\$0.07	14,534	0.74%	\$45.79	79.13%	126.37%
					46,072,804	\$30,257,481	\$18,971,320	\$11,286,161	\$0.66	\$0.41	\$0.24	497,106	1.08%	\$60.87	62.70%	159.49%

Top All-Time Donor Profiles






















































































































Sort by Name
















View Percentages / Icons

LEGEND:  Republican  Democrat  On the fence
 = Between 40% and 59% to both parties
 = Leans Dem/Repub (60%-69%)
 = Strongly Dem/Repub (70%-89%)
 = Solidly Dem/Repub (over 90%)

Rank	Organization Name	Total	Contribution Tilt 1989-2006	Contribution Tilt 2003/2004 Only
1	American Fedn of State, County & Municipal Employees	\$37,595,602		
2	AT&T Inc	\$36,473,325		
3	National Assn of Realtors	\$29,179,673		
4	Assn of Trial Lawyers of America	\$26,599,956		
5	National Education Assn	\$26,351,470		
6	Intl Brotherhood of Electrical Workers	\$25,042,516		
7	Service Employees International Union	\$23,999,206		
8	Goldman Sachs	\$23,974,107		
9	Laborers Union	\$23,858,957		
10	Communications Workers of America	\$23,718,212		
11	Teamsters Union	\$23,658,358		
12	Carpenters & Joiners Union	\$23,643,087		
13	American Medical Assn	\$23,139,274		
14	United Auto Workers	\$22,378,935		
15	American Federation of Teachers	\$22,374,918		
16	FedEx Corp	\$22,370,240		
17	Altria Group	\$22,017,231	 	
18	Machinists & Aerospace Workers Union	\$20,999,190		
19	United Food & Commercial Workers Union	\$20,656,319		
20	Citigroup Inc	\$20,242,139		
21	United Parcel Service	\$19,990,790		
22	National Auto Dealers Assn	\$19,733,392		
23	National Assn of Home Builders	\$17,856,765		 
24	American Bankers Assn	\$17,040,480		
25	National Assn of Letter Carriers	\$16,832,034		
26	AFL-CIO	\$16,166,767		
27	Time Warner	\$16,131,569		

28	National Beer Wholesalers Assn	\$15,728,004	 	 
29	EMILY's List	\$15,690,820	  	  
30	National Rifle Assn	\$15,619,488	 	 
31	Microsoft Corp	\$15,352,503		
32	Verizon Communications	\$14,975,010		
33	JP Morgan Chase & Co	\$14,894,775		
34	BellSouth Corp	\$14,136,220		
35	Ernst & Young	\$13,952,811		
36	Morgan Stanley	\$13,796,514		
37	Sheet Metal Workers Union	\$13,754,251	  	  
38	Lockheed Martin	\$13,630,187		
39	Credit Union National Assn	\$13,134,543		
40	Bank of America	\$13,125,437		
41	American Dental Assn	\$13,048,840		
42	American Hospital Assn	\$12,978,544		
43	General Electric	\$12,970,367		
44	Blue Cross/Blue Shield	\$12,442,087		
45	RJR Nabisco/RJ Reynolds Tobacco	\$12,287,847	 	 
46	Plumbers & Pipefitters Union	\$12,201,453	  	  
47	Deloitte Touche Tohmatsu	\$12,070,722		 
48	Union Pacific Corp	\$11,920,458	 	 
49	Air Line Pilots Assn	\$11,871,147	 	 
50	AFLAC Inc	\$11,607,789		
51	United Steelworkers of America	\$11,543,547	  	  
52	Merrill Lynch	\$11,490,497		
53	International Assn of Fire Fighters	\$11,457,443	 	
54	PricewaterhouseCoopers	\$11,451,086		 
55	United Transportation Union	\$11,378,243	 	 
56	American Institute of CPAs	\$11,349,769		 
57	Pfizer Inc	\$10,663,311	 	 
58	Operating Engineers Union	\$10,480,150	 	 
59	Boeing Co	\$10,426,378		
60	American Financial Group	\$10,067,964	 	  
61	MBNA Corp	\$10,057,806	 	  
62	Ironworkers Union	\$10,019,188	  	 

63	Anheuser-Busch	\$9,455,223		
64	Credit Suisse Group	\$9,270,597		
65	Chevron	\$9,269,222	 	 
66	National Rural Electric Cooperative Assn	\$9,197,057		
67	Freddie Mac	\$9,127,373		
68	American Postal Workers Union	\$9,125,811	  	  
69	General Motors	\$9,121,758		 
70	UST Inc	\$9,050,402	 	 
71	Walt Disney Co	\$9,012,690		
72	National Assn of Retired Federal Employees	\$8,927,900	 	  
73	Exxon Mobil	\$8,806,214	 	 
74	General Dynamics	\$8,766,076		
75	Prudential Financial	\$8,318,157		
76	National Restaurant Assn	\$8,193,774	 	 
77	American International Group	\$8,177,882		
78	GlaxoSmithKline	\$8,113,664	 	 
79	National Cmte to Preserve Social Security & Medicare	\$8,112,573	 	 
80	Human Rights Campaign	\$8,095,597	 	 
81	MCI Inc	\$8,090,372		 
82	Southern Co	\$8,037,288		 
83	Archer Daniels Midland	\$7,778,389		 
84	American Maritime Officers	\$7,702,381		
85	American Academy of Ophthalmology	\$7,683,686		
86	National Assn of Insurance & Financial Advisors	\$7,677,430		  
87	Amway Corp	\$7,559,466	  	  
88	National Cmte for an Effective Congress	\$7,509,774	  	  
89	Metropolitan Life	\$7,499,561		
90	Associated General Contractors	\$7,493,516	 	 
91	Eli Lilly & Co	\$7,425,701	 	 
92	CSX Corp	\$7,405,310	 	 
93	Seafarers International Union	\$7,135,974	 	 
94	American Airlines	\$7,096,598		 
95	Marine Engineers Beneficial Assn	\$6,847,505	 	 
96	American Council of Life Insurers	\$6,824,289		
97	Bristol-Myers Squibb	\$6,714,837	 	

98	<u>Enron Corp</u>	\$6,572,257	 	
99	<u>Andersen</u>	\$6,266,277		  
100	<u>BP</u>	\$5,417,954	 	 
101	<u>Vivendi</u>	\$3,752,543		  

Based on data released by the FEC on Monday, September 11, 2006.

Top All-Time Donor Profiles

Sort by Name

View Percentages / Icons

Rank	Organization Name	Total	1989-2006 Cycles		2004 Cycle	
			Dems	Repubs	Dems	Repubs
1	American Fedn of State, County & Municipal Employees	\$37,595,602	98%	1%	97%	1%
2	AT&T Inc	\$36,473,325	44%	55%	34%	65%
3	National Assn of Realtors	\$29,179,673	46%	53%	47%	52%
4	Assn of Trial Lawyers of America	\$26,599,956	89%	10%	94%	4%
5	National Education Assn	\$26,351,470	93%	6%	85%	14%
6	Intl Brotherhood of Electrical Workers	\$25,042,516	97%	2%	96%	2%
7	Service Employees International Union	\$23,999,206	95%	3%	91%	6%
8	Goldman Sachs	\$23,974,107	61%	38%	59%	39%
9	Laborers Union	\$23,858,957	92%	7%	84%	14%
10	Communications Workers of America	\$23,718,212	99%	0%	98%	0%
11	Teamsters Union	\$23,658,358	92%	7%	88%	10%
12	Carpenters & Joiners Union	\$23,643,087	90%	9%	68%	30%
13	American Medical Assn	\$23,139,274	38%	61%	31%	68%
14	United Auto Workers	\$22,378,935	98%	0%	98%	0%
15	American Federation of Teachers	\$22,374,918	98%	1%	98%	0%
16	FedEx Corp	\$22,370,240	43%	56%	38%	60%
17	Altria Group	\$22,017,231	26%	73%	34%	65%
18	Machinists & Aerospace Workers Union	\$20,999,190	98%	0%	99%	0%
19	United Food & Commercial Workers Union	\$20,656,319	98%	1%	97%	1%
20	Citigroup Inc	\$20,242,139	48%	51%	50%	46%
21	United Parcel Service	\$19,990,790	35%	64%	31%	67%
22	National Auto Dealers Assn	\$19,733,392	31%	68%	32%	67%
23	National Assn of Home Builders	\$17,856,765	34%	65%	27%	71%
24	American Bankers Assn	\$17,040,480	40%	59%	33%	66%
25	National Assn of Letter Carriers	\$16,832,034	86%	12%	83%	15%
26	AFL-CIO	\$16,166,767	96%	3%	87%	11%
27	Time Warner	\$16,131,569	69%	30%	69%	29%
28	National Beer Wholesalers Assn	\$15,728,004	26%	73%	30%	69%

29	EMILY's List	\$15,690,820	99%	0%	100%	0%
30	National Rifle Assn	\$15,619,488	16%	83%	15%	84%
31	Microsoft Corp	\$15,352,503	48%	51%	55%	43%
32	Verizon Communications	\$14,975,010	38%	61%	40%	58%
33	JP Morgan Chase & Co	\$14,894,775	45%	54%	55%	43%
34	BellSouth Corp	\$14,136,220	45%	54%	39%	59%
35	Ernst & Young	\$13,952,811	43%	55%	38%	60%
36	Morgan Stanley	\$13,796,514	42%	57%	48%	51%
37	Sheet Metal Workers Union	\$13,754,251	97%	1%	95%	3%
38	Lockheed Martin	\$13,630,187	40%	59%	38%	61%
39	Credit Union National Assn	\$13,134,543	46%	53%	43%	55%
40	Bank of America	\$13,125,437	45%	54%	42%	57%
41	American Dental Assn	\$13,048,840	44%	55%	34%	65%
42	American Hospital Assn	\$12,978,544	50%	49%	41%	58%
43	General Electric	\$12,970,367	46%	53%	41%	57%
44	Blue Cross/Blue Shield	\$12,442,087	37%	62%	41%	57%
45	RJR Nabisco/RJ Reynolds Tobacco	\$12,287,847	25%	74%	13%	86%
46	Plumbers & Pipefitters Union	\$12,201,453	94%	4%	91%	8%
47	Deloitte Touche Tohmatsu	\$12,070,722	31%	68%	29%	70%
48	Union Pacific Corp	\$11,920,458	21%	78%	21%	78%
49	Air Line Pilots Assn	\$11,871,147	83%	16%	79%	19%
50	AFLAC Inc	\$11,607,789	43%	56%	42%	57%
51	United Steelworkers of America	\$11,543,547	99%	0%	98%	0%
52	Merrill Lynch	\$11,490,497	32%	66%	41%	57%
53	International Assn of Fire Fighters	\$11,457,443	83%	16%	68%	30%
54	PricewaterhouseCoopers	\$11,451,086	33%	66%	26%	73%
55	United Transportation Union	\$11,378,243	88%	11%	87%	11%
56	American Institute of CPAs	\$11,349,769	42%	57%	29%	69%
57	Pfizer Inc	\$10,663,311	24%	75%	30%	69%
58	Operating Engineers Union	\$10,480,150	84%	14%	76%	21%
59	Boeing Co	\$10,426,378	43%	56%	40%	58%
60	American Financial Group	\$10,067,964	20%	79%	1%	98%
61	MBNA Corp	\$10,057,806	17%	82%	0%	0%
62	Ironworkers Union	\$10,019,188	91%	8%	88%	11%

63	Anheuser-Busch	\$9,455,223	46%	53%	31%	68%
64	Credit Suisse Group	\$9,270,597	41%	58%	59%	39%
65	Chevron	\$9,269,222	25%	74%	17%	82%
66	National Rural Electric Cooperative Assn	\$9,197,057	52%	47%	41%	58%
67	Freddie Mac	\$9,127,373	42%	57%	46%	52%
68	American Postal Workers Union	\$9,125,811	94%	4%	95%	4%
69	General Motors	\$9,121,758	38%	61%	30%	69%
70	UST Inc	\$9,050,402	19%	80%	13%	86%
71	Walt Disney Co	\$9,012,690	65%	33%	52%	47%
72	National Assn of Retired Federal Employees	\$8,927,900	79%	20%	0%	0%
73	Exxon Mobil	\$8,806,214	13%	86%	11%	88%
74	General Dynamics	\$8,766,076	43%	55%	37%	60%
75	Prudential Financial	\$8,318,157	46%	53%	45%	53%
76	National Restaurant Assn	\$8,193,774	15%	84%	11%	88%
77	American International Group	\$8,177,882	47%	52%	47%	48%
78	GlaxoSmithKline	\$8,113,664	24%	75%	30%	68%
79	National Cmte to Preserve Social Security & Medicare	\$8,112,573	79%	19%	85%	13%
80	Human Rights Campaign	\$8,095,597	88%	10%	88%	10%
81	MCI Inc	\$8,090,372	46%	53%	75%	24%
82	Southern Co	\$8,037,288	31%	68%	20%	79%
83	Archer Daniels Midland	\$7,778,389	43%	56%	28%	71%
84	American Maritime Officers	\$7,702,381	45%	54%	43%	56%
85	American Academy of Ophthalmology	\$7,683,686	51%	48%	33%	66%
86	National Assn of Insurance & Financial Advisors	\$7,677,430	44%	55%	0%	0%
87	Amway Corp	\$7,559,466	0%	99%	0%	100%
88	National Cmte for an Effective Congress	\$7,509,774	99%	0%	100%	0%
89	Metropolitan Life	\$7,499,561	54%	45%	48%	51%
90	Associated General Contractors	\$7,493,516	12%	87%	12%	87%
91	Eli Lilly & Co	\$7,425,701	25%	74%	26%	71%
92	CSX Corp	\$7,405,310	27%	72%	28%	71%
93	Seafarers International Union	\$7,135,974	83%	15%	71%	26%
94	American Airlines	\$7,096,598	47%	52%	30%	69%
95	Marine Engineers Beneficial Assn	\$6,847,505	73%	26%	73%	25%
96	American Council of Life Insurers	\$6,824,289	35%	64%	42%	56%

97	<u>Bristol-Myers Squibb</u>	\$6,714,837	20%	79%	37%	59%
98	<u>Enron Corp</u>	\$6,572,257	28%	71%	39%	60%
99	<u>Andersen</u>	\$6,266,277	37%	62%	0%	100%
100	<u>BP</u>	\$5,417,954	27%	72%	30%	68%
101	<u>Vivendi</u>	\$3,752,543	66%	33%	0%	0%

Based on data released by the FEC on Monday, September 11, 2006.